


## ENVIRONMENTAL PRODUCT DECLARATION

# TARALAY IMPRESSION HOP ACOUSTIC

MULTI-LAYERED ACOUSTIC VINYL FLOOR  
COVERING

MARKET: EUROPE



# Gerflor®

Our mission at Gerflor: make our customers and users' lives easier with sustainable innovative, healthy, and less impactful products.

When it comes to sustainability, we set ourselves to the highest standards. As part of this commitment, Gerflor has decided to take a leadership position with a goal of publishing a third-party independently verified EPD for each of its product ranges

The product covered by this EPD is Taralay Impression Hop Acoustic. It is a multi-layered vinyl floor covering, integrating a double fiber frame, a printed design and acoustic foam. It can be laid glue free onto various existing supports, including asbestos, with holding tape under joints. Without any glue, its end life removal is fast and easy. The Gerflor holding tape doesn't affect the support, to ease renovation. Re-use of the floorcovering, recycle or renovation are then facilitated.

Since 2011, Gerflor offers an innovative program in select countries for collecting installation waste and end-of-life products. Once collected, those products are sent to a recycling center.

The recyclate is then reintegrated in Gerflor factories into new products, to close the circularity loop.



# ENVIRONMENTAL PRODUCT DECLARATION

**Gerflor** TARALAY IMPRESSION HOP ACOUSTIC

According to ISO 14025  
and EN 15804



|                                                                   |                                                                                                                                                                                                                                                                                         |                                                                                                                |
|-------------------------------------------------------------------|-----------------------------------------------------------------------------------------------------------------------------------------------------------------------------------------------------------------------------------------------------------------------------------------|----------------------------------------------------------------------------------------------------------------|
| EPD PROGRAM AND PROGRAM OPERATOR NAME, ADDRESS, LOGO, AND WEBSITE | UL Solutions<br>333 Pfingsten Road, Northbrook, IL 60611                                                                                                                                                                                                                                | <a href="https://www.ul.com/">https://www.ul.com/</a><br><a href="https://spot.ul.com">https://spot.ul.com</a> |
| GENERAL PROGRAM INSTRUCTIONS AND VERSION NUMBER                   | General Program Instructions v.2.7 March 2022                                                                                                                                                                                                                                           |                                                                                                                |
| MANUFACTURER NAME AND ADDRESS                                     | GERFLOR<br>1 Place Verrazzano, CS 20458, 69258 Lyon CEDEX 09                                                                                                                                                                                                                            |                                                                                                                |
| DECLARATION NUMBER                                                | 4791509685.118.1                                                                                                                                                                                                                                                                        |                                                                                                                |
| DECLARED PRODUCT & FUNCTIONAL UNIT OR DECLARED UNIT               | TARALAY IMPRESSION HOP ACOUSTIC<br>The functional unit is one square meter of installed product. The reference service life considered is 25 years.                                                                                                                                     |                                                                                                                |
| REFERENCE PCR AND VERSION NUMBER                                  | PCR -Part A: Life Cycle Assessment Calculation Rules and Report Requirements. Version 4.0, UL Environment.<br>PCR - Part B: Flooring EPD Requirements, Second Edition, Dated September 28, 2018, UL Environment.                                                                        |                                                                                                                |
| DESCRIPTION OF PRODUCT APPLICATION/USE                            | The product is to be installed in various areas of application including commercial and industrial applications. It is classified in accordance with EN ISO 10874 and in reference to the FCSS (Floor Covering Standard Symbols).                                                       |                                                                                                                |
| PRODUCT RSL DESCRIPTION (IF APPL.)                                | The product service life recommended is 25 years. According to UL PCR, the building Estimated Service Life (ESL) is 75 years. For this duration, two replacements are required<br>Environmental impacts are calculated for two different Service Life assumptions: 1 year and 75 years. |                                                                                                                |
| MARKETS OF APPLICABILITY                                          | European Commercial market                                                                                                                                                                                                                                                              |                                                                                                                |
| DATE OF ISSUE                                                     | March 6, 2025                                                                                                                                                                                                                                                                           |                                                                                                                |
| PERIOD OF VALIDITY                                                | 5 years                                                                                                                                                                                                                                                                                 |                                                                                                                |
| EPD TYPE                                                          | Product-specific                                                                                                                                                                                                                                                                        |                                                                                                                |
| VARIABILITY OF REPORTED DATA                                      | 1 product(s) is considered in this EPD.                                                                                                                                                                                                                                                 |                                                                                                                |
| EPD SCOPE                                                         | Cradle to Grave                                                                                                                                                                                                                                                                         |                                                                                                                |
| YEAR(S) OF REPORTED PRIMARY DATA                                  | 2023                                                                                                                                                                                                                                                                                    |                                                                                                                |
| LCA SOFTWARE & VERSION NUMBER                                     | Simapro 9                                                                                                                                                                                                                                                                               |                                                                                                                |
| LCI DATABASE(S) & VERSION NUMBER                                  | Ecoinvent 3.8 – allocation cut-off by classification                                                                                                                                                                                                                                    |                                                                                                                |
| LCIA METHODOLOGY & VERSION NUMBER                                 | Method EN 15804 A2 EPD Ev-DEC 1.11 (EVEA)                                                                                                                                                                                                                                               |                                                                                                                |

The PCR review was conducted by:

UL Solutions

PCR Review Panel

epd@ul.com

This declaration was independently verified in accordance with ISO 14025: 2006.

INTERNAL  EXTERNAL

Cooper McCollum, UL Solutions

This life cycle assessment was conducted in accordance with ISO 14044 and the reference PCR by:

EVEA

#### LIMITATIONS

**Exclusions:** EPDs do not indicate that any environmental or social performance benchmarks are met, and there may be impacts that they do not encompass. LCAs do not typically address the site-specific environmental impacts of raw material extraction, nor are they meant to assess human health toxicity. EPDs can complement but cannot replace tools and certifications that are designed to address these impacts and/or set performance thresholds – e.g. Type 1 certifications, health assessments and declarations, environmental impact assessments, etc.

**Accuracy of Results:** EPDs regularly rely on estimations of impacts; the level of accuracy in estimation of effect differs for any particular product line and reported impact.

**Comparability:** EPDs from different programs may not be comparable.

Comparison of the environmental performance of flooring products using EPD information shall be based on the product's use and impacts at the building level, and therefore EPDs may not be used for comparability purposes when not considering the building energy use phase as instructed under this PCR.

Full conformance with the PCR for "Building-Related Products and Services" allows EPD comparability only when all stages of a life cycle have been considered, when they comply with all referenced standards, use the same sub-category PCR, and use equivalent scenarios with respect to construction works. However, variations and deviations are possible. Example of variations: Different LCA software and background LCI datasets may lead to differences results for upstream or downstream of the life cycle stages declared.



**TABLE OF CONTENTS**

1. Product Definition and Information ..... 5

    1.1. Company Description and production site information ..... 5

    1.2. Product Description ..... 5

    1.3. Technical Specifications ..... 5

    1.4. Product Certifications ..... 6

    1.5. Product Classifications ..... 6

2. Life Cycle Assessment General Information ..... 7

    2.1. Methodological Framework ..... 7

    2.2. Declared Unit ..... 8

    2.3. System Boundary ..... 8

    2.4. Estimates and Assumptions ..... 8

    2.5. Cut-off Criteria ..... 8

    2.6. Data Sources ..... 9

    2.7. Data Quality ..... 9

    2.8. Period under Review ..... 9

    2.9. Allocation ..... 9

    2.10. Comparability (Optional) ..... 10

3. Life Cycle Assessment Background Information & Scenarios ..... 11

    3.1. Material Composition & packaging (A1) ..... 11

    3.2. Manufacturing (A3) ..... 11

    3.3. Delivery (transport from the factory to the building site) (A4) ..... 12

    3.4. Installation (A5) ..... 12

    3.5. Use - Reference Service Life and Building Estimated Service Life (B2) ..... 13

    3.6. Use – Cleaning (B2) ..... 14

    3.7. Repair, replacement, refurbishment, reuse (B3-B5) ..... 14

    3.8. Operational energy use (B6) and Operational water use (B7) ..... 14

    3.9. Deconstruction (C1) ..... 15

    3.10. Transport (C2) and end-of-life (C3-C4) ..... 15

    3.11. Benefits and loads beyond system boundary (D) ..... 15

4. Life Cycle Assessment Results ..... 16

    4.1. Summary of key GWP results ..... 16

    4.2. Life Cycle Assessment – Environmental impacts ..... 17

        4.2.1. Environmental impacts for 1 year ..... 17

            4.2.1.1. Potential environmental impact in case of RECYCLING at end of use ..... 17



|                                                                                                     |    |
|-----------------------------------------------------------------------------------------------------|----|
| 4.2.1.2. Potential environmental impact in case of LANDFILL at end of use.....                      | 18 |
| 4.2.1.3. Potential environmental impact in case of INCINERATION at end of use .....                 | 19 |
| 4.2.2. Environmental impacts for 75 years .....                                                     | 20 |
| 4.2.2.1. Potential environmental impact in case of RECYCLING at end of use .....                    | 20 |
| 4.2.2.2. Potential environmental impact in case of LANDFILL at end of use.....                      | 21 |
| 4.2.2.3. Potential environmental impact in case of INCINERATION at end of use .....                 | 22 |
| 4.3. Life Cycle Assessment – Resources, wastes categories and outgoing flows .....                  | 23 |
| 4.3.1. Resources, wastes categories and outgoing flows for 1 year .....                             | 23 |
| 4.3.1.1. Resources, waste categories and outgoing flows in case of RECYCLING at end of use.....     | 23 |
| 4.3.1.2. Resources, waste categories and outgoing flows in case of LANDFILL at end of use.....      | 24 |
| 4.3.1.3. Resources, waste categories and outgoing flows in case of INCINERATION at end of use ..... | 25 |
| 4.3.2. Resources, waste categories and outgoing flows for 75 years .....                            | 26 |
| 4.3.2.1. Resources, waste categories and outgoing flows in case of RECYCLING at end of use.....     | 26 |
| 4.3.2.2. Resources, waste categories and outgoing flows in case of LANDFILL at end of use.....      | 27 |
| 4.3.2.3. Resources, waste categories and outgoing flows in case of INCINERATION at end of use ..... | 28 |
| 5. Life Cycle Assessment – Carbon emissions and removals .....                                      | 29 |
| 6. LCA Interpretation .....                                                                         | 29 |
| 7. Additional Environmental Information.....                                                        | 30 |
| 7.1. Environment and Health During Manufacturing .....                                              | 30 |
| 7.2. Environment and Health During Installation .....                                               | 30 |
| 7.3. Environment and Health During the use stage.....                                               | 30 |
| 8. Further Information .....                                                                        | 30 |
| 9. References .....                                                                                 | 30 |

## 1. Product Definition and Information

### 1.1. Company Description and production site information

The products are commercialized by Gerflor.

For over 80 years, the Gerflor Group has been developing, manufacturing, and selling innovative, decorative, and eco-responsible solutions. Its product portfolio encompasses flexible floors, wall protection and finishes. Gerflor supports professionals and individuals every day in every phase of their project, from product selection to end-of-life management and recycling solutions. As a European manufacturer, the Group employs more than 5000 people and distributes its products and services in over 100 countries.

Gerflor solutions can be found in Education, Healthcare, Retail, Sports, Hospitality, Industry, Offices, Transport, Public buildings and Housing.


Faced with the climate emergency and the scarcity of raw materials, the Group’s ambition is now more than ever to reconcile sustainable and profitable growth with resolute and innovative approaches to reduce our environmental impact.

### 1.2. Product Description

This environmental product declaration covers Taralay Impression Hop Acoustic. It is a decorative looselay flooring, available in rolls.

It is made with 23% of recycled content. It is 100% compliant with REACH. The product emission rate of volatile organic compounds is < 10µg/m3 (TVOC <28 days – ISO 16000-6).

The following figure shows the product construction:



### 1.3. Technical Specifications

The product considered in this EPD meets or exceeds all technical requirements in NF EN ISO 10582– Heterogeneous polyvinyl chloride floor covering - Specification.

The product meets the following technical specifications:

| Name                        | Value       | Unit              |
|-----------------------------|-------------|-------------------|
| <b>Product thickness</b>    | <b>4.35</b> | mm                |
| <b>Wear layer thickness</b> | <b>0.70</b> | mm                |
| <b>Product Weight</b>       | <b>3.67</b> | kg/m <sup>2</sup> |
| <b>Width of sheet</b>       | <b>200</b>  | cm                |
| <b>Length of sheet</b>      | <b>20</b>   | lm                |

## 1.4. Product Certifications

The products declared in this document complies with the following codes or regulations:

- **Floorscore,**
- **M1.**

### **Specification Fire Testing:**

- EN 13501-1 Fire Behavior: Bfl – s1.

**Slip Resistance:** R10.

## 1.5. Product Classifications

The product is multi-layered vinyl floorcovering, classified in accordance in accordance with EN ISO 10874: Resilient, textile and laminate floor coverings, and in reference to the FCSS (Floor Covering Standard Symbols) to be installed in various areas of application including commercial, education, healthcare, offices and housing environments.

The product is classified according to the United Nations Standard Products and Service Code (UNSPSC) as « Vinyl Flooring »: UNSPSC Code 30161707. And according to Construction Specification Institute (CSI) as « Resilient flooring »: CSI Code 09 65 00.

2. Life Cycle Assessment General Information

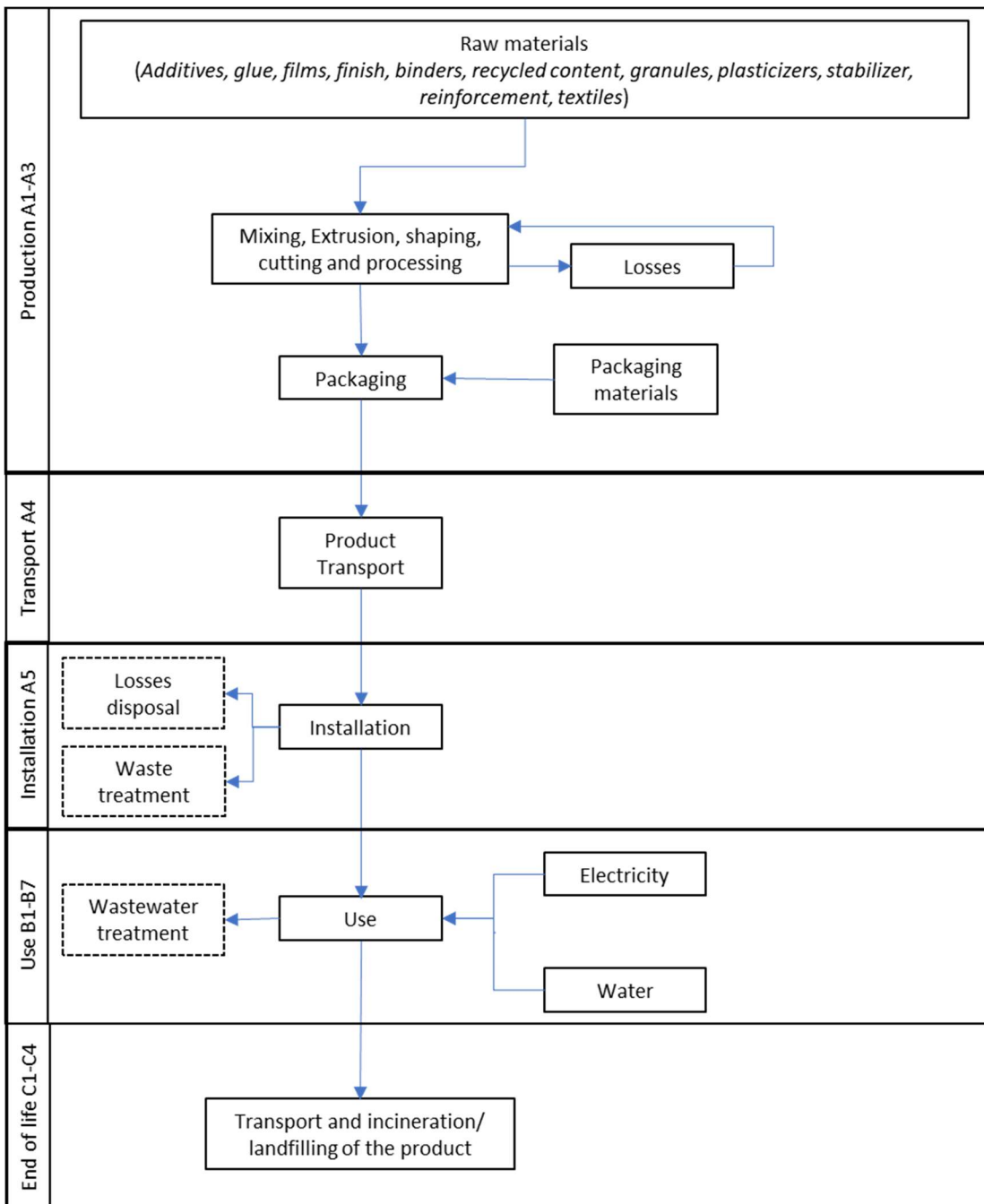
2.1. Methodological Framework

A full Life Cycle Assessment has been performed according to ISO 14040, ISO 14044 and in compliance with EN15804.

This EPD covers the entire life cycle of the products from cradle to grave (modules A1 to D) excluding modules for which there are no inputs/outputs.

No known flows are deliberately excluded from this EPD. For these products, the stated Reference Service Life (RSL) is 25 years (see section 3.5).

Flow Diagram:



**2.2. Declared Unit**

The functional unit is one square meter of installed product. The reference service life considered is 25 years.

|                        | Value | Unit              |
|------------------------|-------|-------------------|
| <b>Functional Unit</b> | 1     | m <sup>2</sup>    |
| <b>Mass</b>            | 3.67  | kg/m <sup>2</sup> |

**2.3. System Boundary**

EPD is declared from cradle to grave, including the following stages:

**A1 – A3:** includes the provision of all raw materials and their packaging, transport to the production site and energy consumption during the manufacturing of the product, as well as processing of waste generated by the factory.

**A4 – A5:** includes the transport from the factory to the final customer, packaging of the final product and the installation of the product, as well as all consumables and energy required, and processing of waste generated during the installation.

**B1 – B7:** includes provision and transport of all materials, products and services related to the use phase of the product, as well as their related energy and water consumption, and the processing of any resulting waste.

**C1 – C4:** includes provision and transport of all materials, products and services related to the end-of-life phase of the product, including energy and water consumption, as well as the end-of-life processing of the product.

**D:** includes benefits coming from the wastes’ end of life.

Scope of study: modules with no “X” in the table below have been considered but have no associated inputs/outputs, therefore do not appear in the results:

|                | Production Stage    |                           |               | Construction Process Stage  |                  | Use Stage |             |        |             |               |                                           |                                          | End-of-Life Stage |           |                  |          | Benefits & loads beyond syst. Bound. |
|----------------|---------------------|---------------------------|---------------|-----------------------------|------------------|-----------|-------------|--------|-------------|---------------|-------------------------------------------|------------------------------------------|-------------------|-----------|------------------|----------|--------------------------------------|
|                | Raw material supply | Transport to manufacturer | Manufacturing | Transport from gate to site | Assembly/install | Use       | Maintenance | Repair | Replacement | Refurbishment | Operational energy use during product use | Operational water use during product use | Deconstruction    | Transport | Waste processing | Disposal |                                      |
| Modules        | A1                  | A2                        | A3            | A4                          | A5               | B1        | B2          | B3     | B4          | B5            | B6                                        | B7                                       | C1                | C2        | C3               | C4       | D                                    |
| Accounted for: | X                   | X                         | X             | X                           | X                | X*        | X           | X*     | X           | X*            | X*                                        | X*                                       | X                 | X         | X*               | X        | X                                    |

\*Module has been considered but has no associated inputs/outputs, therefore does not appear in the results.

**2.4. Estimates and Assumptions**

Estimates and assumptions are made for transport, installation, and deconstruction procedure. Details are provided in section 3.

**2.5. Cut-off Criteria**

The cut-off criteria shall be 1% of renewable and non-renewable primary energy usage and 1% of the total mass of that unit process. The total neglected input flows per module shall be a maximum of 5% of energy usage and mass. For this study, all input and output flows have been considered. Raw materials are included as per the product composition provided by the manufacturer and the packaging of the final product. Energy and water consumptions have also been considered at 100% according to the data provided.



## 2.6. Data Sources

As a rule, specific data derived from specific production processes or average data derived from specific production processes have been used as the first choice as a basis for calculating an EPD.

To model the life cycle of the product in question, the software SimaPro 9, developed by PRé, has been used in conjunction with the LCA database ecoinvent v3.8.

## 2.7. Data Quality

The requirements for data quality and LCA data are in accordance with the specifications of the PCR.

**Temporal Coverage:** producer specific data is averaged over 1 year of production and from within the last 5 years (2023). Generic data is taken from the ecoinvent 3.8 database, the entirety of which was updated in 2021. Inputs and outputs from the system are accounted for over a period of 100 years from the year for which the data set is deemed relevant.

**Technological Coverage:** the technological coverage of the data reflects the physical reality of the declared product.

**Geographical Coverage:** whenever possible, country specific data reflecting the reality of the Gerflor supply chain has been used. If country specific data is unavailable, European regional data is used in preference to global data sources.

A third party verified ISO 14040/44 secondary LCI data sets contribute more than 67% of total impact (either at the unit process level or in aggregate) to any of the required impact categories identified by the applicable PCR.

## 2.8. Period under Review

Data have been reviewed for the production year 2023.

## 2.9. Allocation

### **Allocations when using secondary materials as raw materials:**

The recycled content comes from external sources (offcuts from installation and removal of old coatings), the end-of-waste status is considered at the level of the sorted material stock and no impact is assigned to the production of these offcuts.

### **Allocations in the plant (differentiation from other products manufactured in the plant):**

The overall values for the factory's material and energy consumptions during a period of one year have been divided by the annual production of each product to supply a value per square meter of flooring produced. All factory data is measured in square meters, and it is assumed that the process consumptions are governed by area of flooring processed rather than mass.

### **Allocation of multi-input processes if performed during modelling:**

Production offcuts: the scraps are components reintegrated into other products on other process lines. Since these scraps are not sold externally, a physical allocation is made between the main product and the scraps.

Thus, the overproduction to produce these losses is not considered in this case. The impacts of the production of these scraps are assigned to the system that uses them (other Gerflor products), so no impact is omitted.

### **Allocations of reuse, recycling, and energy recovery:**

Not relevant here.



## 2.10. Comparability (Optional)

Basically, a comparison or an evaluation of EPD data is only possible if all the data sets to be compared were created according to /EN 15804/ and the building context, respectively the product-specific characteristics of performance, are considered.



**3. Life Cycle Assessment Background Information & Scenarios**

**3.1. Material Composition & packaging (A1)**

**Product:**

| Component      | Mass (%) |
|----------------|----------|
| PVC            | 40-45%   |
| Plasticizer    | 20-25%   |
| Mineral filler | 25-30%   |
| Stabilizer     | <2%      |
| Additive       | <1%      |
| Pigments       | <1%      |
| Reinforcement  | <4%      |
| Finish         | <1%      |
| Packaging      | < 3%     |

The product includes 23% of recycled content (pre-consumer and post-consumer wastes).

**Packaging:**

The rolls are wrapped around a cardboard mandrel and are protected by two cardboard discs. Then, the rolls are protected by kraft paper.

As described in ULE Part A Requirements, the packaging waste scenario for European market is:

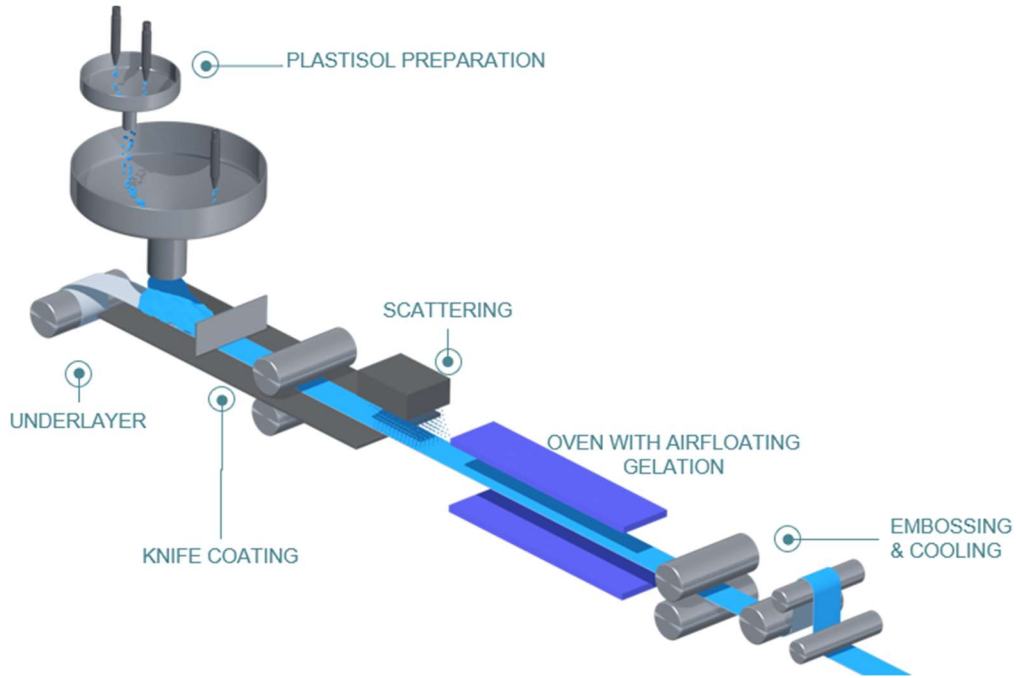
- 76.4% recycling, 16.4% landfilling and 7.2% incineration for carboard.
- 24.8% recycling, 54.8% landfilling and 20.4% incineration for wood.
- 37% recycling, 35% landfilling and 28% incineration for plastic.

**3.2. Manufacturing (A3)**

Taralay Impression Hop Acoustic is made in the Gerflor manufacturing plant in Saint-Paul-Trois Châteaux, in France. The production of the rolls is divided into the following stages:

- Mixing: binder, filler, plasticizer, stabilizer, additives and pigments are mixed to obtain mixture
- Coating: the rolls are then coated to get the desired shape
- Reinforcement and finish
- Surface treatment: the ProtecSol<sup>2</sup> surface treatment is then applied to get the best durability
- Shaping: rolls are cut at the desired dimensions

The following figure shows the production process diagram:



**Figure 1: Coating process**

**3.3. Delivery (transport from the factory to the building site) (A4)**

Taralay Impression Hop Acoustic is made in France and sent to the European market. Distances considered are described below.

|                                                                                                          | VALUE                   | UNIT    |
|----------------------------------------------------------------------------------------------------------|-------------------------|---------|
| <b>Truck</b>                                                                                             |                         |         |
| Fuel type                                                                                                | Diesel, low sulfur      |         |
| Liters of fuel                                                                                           | 26                      | l/100km |
| Vehicle type                                                                                             | 16-32 metric ton EURO 6 |         |
| Transport distance                                                                                       | 1187                    | km      |
| Capacity utilization (including empty runs, mass based)                                                  | 36                      | %       |
| Gross density of products transported                                                                    | 844                     | kg/m3   |
| Capacity utilization volume factor (factor: =1 or <1 or ≥ 1 for compressed or nested packaging products) | <1                      | -       |
| <b>Boat</b>                                                                                              |                         |         |
| Fuel type                                                                                                | Heavy Fuel Oil          |         |
| Liters of fuel                                                                                           | 0.047                   | l/100km |
| Vehicle type                                                                                             | Transoceanic Ship       |         |
| Transport distance                                                                                       | 50                      | km      |
| Capacity utilization (including empty runs, mass based)                                                  | 100                     | %       |
| Gross density of products transported                                                                    | 844                     | kg/m3   |
| Capacity utilization volume factor (factor: =1 or <1 or ≥ 1 for compressed or nested packaging products) | <1                      | -       |

**3.4. Installation (A5)**

The product is installed by hand; a loose lay installation is recommended: no glue, with double-sided tape on joint. During the installation, approximately 10% of the product is lost as off-cuts; this waste is mainly sent to landfill. Gerflor recommends using Gerflor Second Life program to recycle the off cuts, where infrastructure exists. This program is available in several countries. It is a simple and free collection system for installation waste and end of



life products. The waste is first sent to a dedicated recycling center. After recycling, it is reintroduced in new Gerflor products in substitution of virgin materials.

| Installation into the building (A5) - Scenario                                                                                     | VALUE  | UNIT               |
|------------------------------------------------------------------------------------------------------------------------------------|--------|--------------------|
| Ancillary materials                                                                                                                | 0.0288 | kg/m <sup>2</sup>  |
| - Adhesive                                                                                                                         |        |                    |
| Net freshwater consumption specified by water source and fate (amount evaporated, amount disposed to sewer)                        | -      | m <sup>3</sup>     |
| Other resources                                                                                                                    | -      | kg                 |
| Electricity consumption                                                                                                            | -      | kWh                |
| Other energy carriers                                                                                                              | -      | MJ                 |
| Product loss per functional unit                                                                                                   | 0.367  | kg                 |
| Waste materials at the construction site before waste processing, generated by product installation                                | 0.0932 | kg                 |
| Output materials resulting from on-site waste processing (specified by route, e.g. for recycling, energy recovery and/or disposal) | -      | kg                 |
| Biogenic carbon contained in packaging                                                                                             | 0.0397 | kg CO <sub>2</sub> |
| Direct emissions to ambient air, soil, and water                                                                                   | -      | kg                 |
| VOC emissions                                                                                                                      | -      | kg/m <sup>2</sup>  |

**3.5. Use - Reference Service Life and Building Estimated Service Life (B2)**

| Service Life                          | VALUE | UNIT  |
|---------------------------------------|-------|-------|
| Product Reference Service Life (RSL)  | 25    | years |
| Building estimated Service Life (ESL) | 75    | years |

It should be noted that the service life may vary depending on the amount and nature of floor traffic and the type and frequency of maintenance. The manufacturer has provided this service life based on his experience of flooring manufacture and supply. This RSL is applicable as long as the product use complies with ISO 14041 in accordance with the product’s classification.

|                                                                                                                                                             |                                                                                                            |
|-------------------------------------------------------------------------------------------------------------------------------------------------------------|------------------------------------------------------------------------------------------------------------|
| Declared product properties (at the gate) and finishes, etc.                                                                                                | Declared product properties are described in Declaration of Performance (DOP), in accordance with EN 14041 |
| Design application parameters (if instructed by the manufacturer), including references to the appropriate practices and application codes)                 | Products in accordance with EN 14041 and technical prescription of the manufacturer                        |
| An assumed quality of work, when installed in accordance with the manufacturer instructions                                                                 | Assumed to be installed according to the manufacturer instructions                                         |
| Outdoor environment, (if relevant for outdoor applications), e.g. weathering, pollutants, UV, and wind exposure, building orientation, shading, temperature | Not relevant                                                                                               |
| Indoor environment, (if relevant for indoor applications), e.g. temperature, moisture, chemical exposure)                                                   | Use conditions in accordance with manufacturer prescriptions: see technical datasheet                      |
| Use conditions, e.g. frequency of use, mechanical exposure.                                                                                                 | Use conditions in accordance with manufacturer prescriptions: see technical datasheet                      |
| Maintenance, e.g. required frequency, type and quality of replacement components                                                                            | Maintenance scenario is defined in the table above                                                         |



**3.6. Use – Cleaning (B2)**

| Maintenance (B2) - Scenario                                                                                 | VALUE                                                       | UNIT       |
|-------------------------------------------------------------------------------------------------------------|-------------------------------------------------------------|------------|
| Maintenance process information (cite source in report)                                                     | Dry vacuum cleaning: 2/week<br>Wet cleaning by hand: 1/week | -          |
| Maintenance cycle                                                                                           | 3900                                                        | Number/RSL |
| Maintenance cycle                                                                                           | 11700                                                       | Number/ESL |
| Net freshwater consumption specified by water source and fate (amount evaporated, amount disposed to sewer) | 2.26                                                        | L/year     |
| Other resources                                                                                             | -                                                           | kg         |
| Energy input, specified by activity, type and amount                                                        | 0.26                                                        | kWh/year   |
| Other energy carriers specified by type                                                                     | -                                                           | kWh        |
| Power output of equipment                                                                                   | -                                                           | kW         |
| Waste materials from maintenance (specify materials)                                                        | -                                                           | kg         |
| Direct emissions to ambient air, soil, and water                                                            | -                                                           | kg         |
| Further assumptions for scenario development (e.g. frequency and time period of use, number of occupants)   | -                                                           |            |

**3.7. Repair, replacement, refurbishment, reuse (B3-B5)**

**Repair (B3):** no data.

**Replacement (B4):** product's life expectancy being 25 years and building's life expectancy being 75 years, 2 product replacements will be necessary. The impact of these replacements can be found in indicator B4 "Replacement". B2 "Maintenance" is also proportional to the number of years considered.

| Replacement (B4) – Scenario                                                                                                          | VALUE | UNIT              |
|--------------------------------------------------------------------------------------------------------------------------------------|-------|-------------------|
| Reference Service Life                                                                                                               | 25    | Years             |
| Number of replacements over building estimated service life (75 years)                                                               | 2     | (ESL/RSL)-1       |
| Energy input, specified by activity, type and amount                                                                                 | -     | kWh               |
| Net freshwater consumption specified by water source and fate (e.g., X m3 river water evaporated, X m3 city water disposed to sewer) | -     | m3                |
| Ancillary materials specified by type and amount:<br>- Adhesive                                                                      | 0.058 | Kg/m <sup>2</sup> |
| Replacement of worn parts, specify parts/materials                                                                                   | -     | kg                |
| Direct emissions to ambient air, soil, and water                                                                                     | -     | kg                |
| Further assumptions for scenario development, e.g. frequency and time period of use                                                  | -     | As appropriate    |

**Refurbishment (B5):** no data.

**3.8. Operational energy use (B6) and Operational water use (B7)**

No data.



**3.9. Deconstruction (C1)**

Product deconstruction is carried out manually.

**3.10. Transport (C2) and end-of-life (C3-C4)**

Gerflor recommends using Gerflor Second Life program to recycle the product, where infrastructure exists. This program is available in several countries.

It is a simple and free collection system for installation waste and end of life products. The waste is first sent to a dedicated recycling center. After recycling, it is reintroduced in new Gerflor products in substitution of virgin materials.

When recycling is not an option, landfill and incineration are the other options.

3 end-of-life scenarios are therefore proposed in this EPD to address the different cases: recycling, landfill, or incineration.

According to the PCR UL Part A, 50% of the product should be recycled for Europe. There is no specific data for this distance for European market, so the North America’s one, in PCR UL Part B, is assumed by default.

| END-OF-LIFE SCENARIO               | VALUE                  | UNIT |
|------------------------------------|------------------------|------|
| Distance to waste treatment center | 161                    | km   |
| Truck                              | 16-32 metric ton Euro6 | -    |
| Recovery                           |                        |      |
| - Product:                         | 3.67                   | kg   |
| - Adhesive:                        | 0.0288                 |      |
| Disposal                           | -                      |      |

| BIOGENIC CARBON                                   | VALUE       | UNIT               |
|---------------------------------------------------|-------------|--------------------|
| Removals of biogenic carbon (excluding packaging) | 0.011171021 | kg CO <sub>2</sub> |

**3.11. Benefits and loads beyond system boundary (D)**

| Reuse, recovery and/or recycling potentials (D)<br>- Scenarios                                                            | VALUE for recycling scenario | VALUE for landfill scenario | VALUE for incineration scenario | UNIT |
|---------------------------------------------------------------------------------------------------------------------------|------------------------------|-----------------------------|---------------------------------|------|
| Net energy benefit from energy recovery from waste treatment declared as exported energy in C3 (R>0.6)                    | -                            | -                           | -                               | MJ   |
| Net energy benefit from thermal and electrical energy due to treatment of waste declared as exported energy in C4 (R<0.6) | -                            | -                           | 2.58E+1                         | MJ   |
| Net energy benefit from material flow declared in C3 for energy recovery                                                  | -                            | -                           | -                               | MJ   |
| Process and conversion efficiencies                                                                                       | -                            | -                           | -                               |      |
| Further assumptions for scenario development (e.g. further processing technologies, assumptions on correction factors);   | -                            | -                           | -                               |      |



#### 4. Life Cycle Assessment Results

The following results are given for a service life of 1 year and 75 years.  
75 years results include 2 replacements based on a product reference service life of 25 years.

LCA results are relative expressions and do not predict impacts on category endpoints, the exceeding of thresholds, safety margins or risks. All results should be used with caution because the uncertainties in the results are high.

Gerflor recommends using Gerflor Second Life program or any other program to recycle the product, where infrastructure exists. This program is available in several countries.

It is a simple and free collection system for installation waste and end of life products. The waste is first sent to a dedicated recycling center. After recycling, it is reintroduced in new Gerflor products in substitution of virgin materials.

When recycling is not an option, landfill and incineration are the other options.

3 end-of-life scenarios are therefore proposed in this EPD to address the different cases: recycling (1), landfill (2), or incineration (3).

Results only vary in C phase.

##### 4.1. Summary of key GWP results

For convenience, here is a summary of the key GWP results:

| GLOBAL WARMING POTENTIAL (GWP)<br>kg CO2 eq./m <sup>2</sup> | Total GWP, with recycling scenario | Total GWP, with landfill scenario | Total GWP, with incineration scenario |
|-------------------------------------------------------------|------------------------------------|-----------------------------------|---------------------------------------|
| Use 1 year                                                  | 1.06E+1                            | 1.08E+1                           | 1.63E+1                               |
| Use 25 years                                                | 1.30E+1                            | 1.33E+1                           | 1.87E+1                               |
| Use 75 years                                                | 3.91E+1                            | 3.98E+1                           | 5.61E+1                               |



4.2. Life Cycle Assessment – Environmental impacts

4.2.1. Environmental impacts for 1 year

4.2.1.1. Potential environmental impact in case of RECYCLING at end of use

POTENTIAL ENVIRONMENTAL IMPACT - RECYCLING - 1 YEAR - per m<sup>2</sup>

| Impacts<br>CML v4.3                        | Units        | Total   | Production                  | Construction    |                    | Use                           | End-of-life  |                        |             | D Benefits &<br>load beyond<br>system<br>boundaries |
|--------------------------------------------|--------------|---------|-----------------------------|-----------------|--------------------|-------------------------------|--------------|------------------------|-------------|-----------------------------------------------------|
|                                            |              |         | A1 – A3<br>Total Production | A4<br>Transport | A5<br>Installation | B2<br>Maintenance<br>(1 year) | C2 Transport | C3 Waste<br>processing | C4 Disposal |                                                     |
| Climate change - GWP total                 | kg CO2 eq    | 1.06E+1 | 8.32E+0                     | 7.24E-1         | 1.25E+0            | 1.03E-1                       | 9.63E-2      | 6.90E-2                | 0.00E+0     | -3.10E+0                                            |
| Climate change - GWP fossil                | kg CO2 eq    | 1.03E+1 | 8.30E+0                     | 7.23E-1         | 1.09E+0            | 1.02E-1                       | 9.62E-2      | 2.97E-2                | 0.00E+0     | -3.17E+0                                            |
| Climate change - GWP biogenic              | kg CO2 eq    | 6.13E-2 | -1.25E-1                    | 2.09E-4         | 1.46E-1            | 4.95E-4                       | 2.78E-5      | 3.93E-2                | 0.00E+0     | 7.34E-2                                             |
| Climate change -GWP land use<br>and change | kg CO2 eq    | 1.67E-1 | 1.52E-1                     | 2.96E-4         | 1.53E-2            | 2.43E-4                       | 3.92E-5      | 6.90E-5                | 0.00E+0     | -1.31E-3                                            |
| Ozone depletion                            | kg CFC11 eq  | 6.54E-6 | 5.73E-6                     | 1.69E-7         | 6.14E-7            | 5.24E-9                       | 2.25E-8      | 1.51E-9                | 0.00E+0     | -1.12E-6                                            |
| Acidification                              | mol H+ eq    | 4.73E-2 | 3.91E-2                     | 2.12E-3         | 5.09E-3            | 5.93E-4                       | 2.75E-4      | 1.60E-4                | 0.00E+0     | -1.78E-2                                            |
| Eutrophication, freshwater (P)             | kg P eq      | 4.23E-4 | 3.55E-4                     | 5.19E-6         | 4.56E-5            | 1.30E-5                       | 6.91E-7      | 3.11E-6                | 0.00E+0     | -4.33E-5                                            |
| Eutrophication, freshwater (PO4)           | kg PO4 eq    | 7.77E-3 | 6.97E-3                     | 1.59E-5         | 7.28E-4            | 3.99E-5                       | 2.12E-6      | 9.55E-6                | 0.00E+0     | -1.33E-4                                            |
| Eutrophication, marine                     | kg N eq      | 9.05E-3 | 7.35E-3                     | 4.25E-4         | 1.07E-3            | 1.20E-4                       | 5.47E-5      | 2.18E-5                | 0.00E+0     | -2.38E-3                                            |
| Eutrophication, terrestrial                | mol N eq     | 9.18E-2 | 7.54E-2                     | 4.73E-3         | 9.93E-3            | 8.89E-4                       | 6.10E-4      | 2.49E-4                | 0.00E+0     | -2.67E-2                                            |
| Photochemical ozone formation              | kg NMVOC eq  | 3.47E-2 | 2.86E-2                     | 1.80E-3         | 3.72E-3            | 2.40E-4                       | 2.34E-4      | 7.00E-5                | 0.00E+0     | -1.58E-2                                            |
| Resource use, minerals, and<br>metals      | kg Sb eq     | 1.07E-2 | 9.68E-3                     | 2.64E-6         | 9.72E-4            | 9.75E-7                       | 3.52E-7      | 8.39E-8                | 0.00E+0     | -6.59E-5                                            |
| Resource use, fossils                      | MJ           | 2.37E+2 | 1.97E+2                     | 1.11E+1         | 2.41E+1            | 2.23E+0                       | 1.47E+0      | 6.38E-1                | 0.00E+0     | -1.12E+2                                            |
| Water use                                  | m3 depriv.   | 1.04E+1 | 9.24E+0                     | 3.36E-2         | 1.06E+0            | 3.59E-2                       | 4.48E-3      | 7.27E-3                | 0.00E+0     | -2.87E+0                                            |
| Particulate matter                         | disease inc. | 4.66E-7 | 3.41E-7                     | 5.85E-8         | 5.60E-8            | 1.81E-9                       | 7.79E-9      | 5.22E-10               | 0.00E+0     | -1.40E-7                                            |
| Ionising radiation                         | kBq U-235 eq | 6.50E-1 | 5.09E-1                     | 4.80E-2         | 6.08E-2            | 1.96E-2                       | 6.38E-3      | 5.53E-3                | 0.00E+0     | 1.94E-2                                             |
| Ecotoxicity, freshwater                    | CTUe         | 1.15E+2 | 8.79E+1                     | 3.85E+0         | 2.19E+1            | 4.33E-1                       | 5.12E-1      | 7.59E-2                | 0.00E+0     | -3.48E+1                                            |
| Human toxicity, cancer                     | CTUh         | 9.28E-9 | 6.58E-9                     | 2.79E-10        | 2.32E-9            | 5.11E-11                      | 3.71E-11     | 1.68E-11               | 0.00E+0     | -9.53E-10                                           |
| Human toxicity, non-cancer                 | CTUh         | 2.06E-7 | 1.60E-7                     | 8.76E-9         | 3.47E-8            | 1.57E-9                       | 1.17E-9      | 3.05E-10               | 0.00E+0     | -4.77E-8                                            |
| Land use                                   | Pt           | 4.90E+1 | 3.49E+1                     | 7.69E+0         | 4.92E+0            | 4.09E-1                       | 1.02E+0      | 9.65E-2                | 0.00E+0     | 4.83E+0                                             |

4.2.1.2. Potential environmental impact in case of LANDFILL at end of use

| POTENTIAL ENVIRONMENTAL IMPACT - LANDFILL - 1 YEAR - per m <sup>2</sup> |              |         |                              |                 |                    |                               |              |                        |             |                                                     |
|-------------------------------------------------------------------------|--------------|---------|------------------------------|-----------------|--------------------|-------------------------------|--------------|------------------------|-------------|-----------------------------------------------------|
| Impacts<br>CML v4.3                                                     | Units        | Total   | Production                   | Construction    |                    | Use                           | End-of-life  |                        |             | D Benefits &<br>load beyond<br>system<br>boundaries |
|                                                                         |              |         | A1 – A3<br>Total Production. | A4<br>Transport | A5<br>Installation | B2<br>Maintenance<br>(1 year) | C2 Transport | C3 Waste<br>processing | C4 Disposal |                                                     |
| Climate change - GWP total                                              | kg CO2 eq    | 1.08E+1 | 8.32E+0                      | 7.24E-1         | 1.25E+0            | 1.03E-1                       | 9.63E-2      | 0.00E+0                | 2.98E-1     | 0.00E+0                                             |
| Climate change - GWP fossil                                             | kg CO2 eq    | 1.06E+1 | 8.30E+0                      | 7.23E-1         | 1.09E+0            | 1.02E-1                       | 9.62E-2      | 0.00E+0                | 2.59E-1     | 0.00E+0                                             |
| Climate change - GWP biogenic                                           | kg CO2 eq    | 6.12E-2 | -1.25E-1                     | 2.09E-4         | 1.46E-1            | 4.95E-4                       | 2.78E-5      | 0.00E+0                | 3.92E-2     | 0.00E+0                                             |
| Climate change -GWP land use<br>and change                              | kg CO2 eq    | 1.67E-1 | 1.52E-1                      | 2.96E-4         | 1.53E-2            | 2.43E-4                       | 3.92E-5      | 0.00E+0                | 8.06E-6     | 0.00E+0                                             |
| Ozone depletion                                                         | kg CFC11 eq  | 6.55E-6 | 5.73E-6                      | 1.69E-7         | 6.14E-7            | 5.24E-9                       | 2.25E-8      | 0.00E+0                | 1.15E-8     | 0.00E+0                                             |
| Acidification                                                           | mol H+ eq    | 4.74E-2 | 3.91E-2                      | 2.12E-3         | 5.09E-3            | 5.93E-4                       | 2.75E-4      | 0.00E+0                | 2.74E-4     | 0.00E+0                                             |
| Eutrophication, freshwater (P)                                          | kg P eq      | 4.20E-4 | 3.55E-4                      | 5.19E-6         | 4.56E-5            | 1.30E-5                       | 6.91E-7      | 0.00E+0                | 2.66E-7     | 0.00E+0                                             |
| Eutrophication, freshwater (PO4)                                        | kg PO4 eq    | 7.76E-3 | 6.97E-3                      | 1.59E-5         | 7.28E-4            | 3.99E-5                       | 2.12E-6      | 0.00E+0                | 8.17E-7     | 0.00E+0                                             |
| Eutrophication, marine                                                  | kg N eq      | 9.20E-3 | 7.35E-3                      | 4.25E-4         | 1.07E-3            | 1.20E-4                       | 5.47E-5      | 0.00E+0                | 1.79E-4     | 0.00E+0                                             |
| Eutrophication, terrestrial                                             | mol N eq     | 9.26E-2 | 7.54E-2                      | 4.73E-3         | 9.93E-3            | 8.89E-4                       | 6.10E-4      | 0.00E+0                | 1.11E-3     | 0.00E+0                                             |
| Photochemical ozone formation                                           | kg NMVOC eq  | 3.50E-2 | 2.86E-2                      | 1.80E-3         | 3.72E-3            | 2.40E-4                       | 2.34E-4      | 0.00E+0                | 3.81E-4     | 0.00E+0                                             |
| Resource use, minerals, and<br>metals                                   | kg Sb eq     | 1.07E-2 | 9.68E-3                      | 2.64E-6         | 9.72E-4            | 9.75E-7                       | 3.52E-7      | 0.00E+0                | 1.08E-7     | 0.00E+0                                             |
| Resource use, fossils                                                   | MJ           | 2.37E+2 | 1.97E+2                      | 1.11E+1         | 2.41E+1            | 2.23E+0                       | 1.47E+0      | 0.00E+0                | 8.28E-1     | 0.00E+0                                             |
| Water use                                                               | m3 depriv.   | 1.04E+1 | 9.24E+0                      | 3.36E-2         | 1.06E+0            | 3.59E-2                       | 4.48E-3      | 0.00E+0                | 3.97E-3     | 0.00E+0                                             |
| Particulate matter                                                      | disease inc. | 4.71E-7 | 3.41E-7                      | 5.85E-8         | 5.60E-8            | 1.81E-9                       | 7.79E-9      | 0.00E+0                | 5.96E-9     | 0.00E+0                                             |
| Ionising radiation                                                      | kBq U-235 eq | 6.48E-1 | 5.09E-1                      | 4.80E-2         | 6.08E-2            | 1.96E-2                       | 6.38E-3      | 0.00E+0                | 3.80E-3     | 0.00E+0                                             |
| Ecotoxicity, freshwater                                                 | CTUe         | 1.28E+2 | 8.79E+1                      | 3.85E+0         | 2.19E+1            | 4.33E-1                       | 5.12E-1      | 0.00E+0                | 1.37E+1     | 0.00E+0                                             |
| Human toxicity, cancer                                                  | CTUh         | 9.29E-9 | 6.58E-9                      | 2.79E-10        | 2.32E-9            | 5.11E-11                      | 3.71E-11     | 0.00E+0                | 2.58E-11    | 0.00E+0                                             |
| Human toxicity, non-cancer                                              | CTUh         | 2.09E-7 | 1.60E-7                      | 8.76E-9         | 3.47E-8            | 1.57E-9                       | 1.17E-9      | 0.00E+0                | 2.59E-9     | 0.00E+0                                             |
| Land use                                                                | Pt           | 5.11E+1 | 3.49E+1                      | 7.69E+0         | 4.92E+0            | 4.09E-1                       | 1.02E+0      | 0.00E+0                | 2.16E+0     | 0.00E+0                                             |

4.2.1.3. Potential environmental impact in case of INCINERATION at end of use

| POTENTIAL ENVIRONMENTAL IMPACT – INCINERATION - 1 YEAR - per m <sup>2</sup> |              |         |                             |                 |                    |                               |              |                        |             |                                                     |
|-----------------------------------------------------------------------------|--------------|---------|-----------------------------|-----------------|--------------------|-------------------------------|--------------|------------------------|-------------|-----------------------------------------------------|
| Impacts<br>CML v4.3                                                         | Units        | Total   | Production                  | Construction    |                    | Use                           | End-of-life  |                        |             | D Benefits &<br>load beyond<br>system<br>boundaries |
|                                                                             |              |         | A1 – A3<br>Total Production | A4<br>Transport | A5<br>Installation | B2<br>Maintenance<br>(1 year) | C2 Transport | C3 Waste<br>processing | C4 Disposal |                                                     |
| Climate change - GWP total                                                  | kg CO2 eq    | 1.63E+1 | 8.32E+0                     | 7.24E-1         | 1.25E+0            | 1.03E-1                       | 9.63E-2      | 0.00E+0                | 5.75E+0     | -4.66E+0                                            |
| Climate change - GWP fossil                                                 | kg CO2 eq    | 1.60E+1 | 8.30E+0                     | 7.23E-1         | 1.09E+0            | 1.02E-1                       | 9.62E-2      | 0.00E+0                | 5.71E+0     | -4.64E+0                                            |
| Climate change - GWP biogenic                                               | kg CO2 eq    | 6.36E-2 | -1.25E-1                    | 2.09E-4         | 1.46E-1            | 4.95E-4                       | 2.78E-5      | 0.00E+0                | 4.17E-2     | -1.53E-2                                            |
| Climate change -GWP land use<br>and change                                  | kg CO2 eq    | 1.69E-1 | 1.52E-1                     | 2.96E-4         | 1.53E-2            | 2.43E-4                       | 3.92E-5      | 0.00E+0                | 1.86E-3     | -7.78E-3                                            |
| Ozone depletion                                                             | kg CFC11 eq  | 7.13E-6 | 5.73E-6                     | 1.69E-7         | 6.14E-7            | 5.24E-9                       | 2.25E-8      | 0.00E+0                | 5.86E-7     | -4.24E-7                                            |
| Acidification                                                               | mol H+ eq    | 5.41E-2 | 3.91E-2                     | 2.12E-3         | 5.09E-3            | 5.93E-4                       | 2.75E-4      | 0.00E+0                | 6.93E-3     | -2.46E-2                                            |
| Eutrophication, freshwater (P)                                              | kg P eq      | 4.70E-4 | 3.55E-4                     | 5.19E-6         | 4.56E-5            | 1.30E-5                       | 6.91E-7      | 0.00E+0                | 5.09E-5     | -3.52E-4                                            |
| Eutrophication, freshwater (PO4)                                            | kg PO4 eq    | 7.92E-3 | 6.97E-3                     | 1.59E-5         | 7.28E-4            | 3.99E-5                       | 2.12E-6      | 0.00E+0                | 1.56E-4     | -1.08E-3                                            |
| Eutrophication, marine                                                      | kg N eq      | 1.07E-2 | 7.35E-3                     | 4.25E-4         | 1.07E-3            | 1.20E-4                       | 5.47E-5      | 0.00E+0                | 1.66E-3     | -2.95E-3                                            |
| Eutrophication, terrestrial                                                 | mol N eq     | 1.10E-1 | 7.54E-2                     | 4.73E-3         | 9.93E-3            | 8.89E-4                       | 6.10E-4      | 0.00E+0                | 1.84E-2     | -3.36E-2                                            |
| Photochemical ozone formation                                               | kg NMVOC eq  | 3.95E-2 | 2.86E-2                     | 1.80E-3         | 3.72E-3            | 2.40E-4                       | 2.34E-4      | 0.00E+0                | 4.92E-3     | -9.68E-3                                            |
| Resource use, minerals, and<br>metals                                       | kg Sb eq     | 1.07E-2 | 9.68E-3                     | 2.64E-6         | 9.72E-4            | 9.75E-7                       | 3.52E-7      | 0.00E+0                | 2.33E-5     | -8.14E-6                                            |
| Resource use, fossils                                                       | MJ           | 2.49E+2 | 1.97E+2                     | 1.11E+1         | 2.41E+1            | 2.23E+0                       | 1.47E+0      | 0.00E+0                | 1.32E+1     | -9.22E+1                                            |
| Water use                                                                   | m3 depriv.   | 1.13E+1 | 9.24E+0                     | 3.36E-2         | 1.06E+0            | 3.59E-2                       | 4.48E-3      | 0.00E+0                | 9.70E-1     | -7.77E-1                                            |
| Particulate matter                                                          | disease inc. | 5.22E-7 | 3.41E-7                     | 5.85E-8         | 5.60E-8            | 1.81E-9                       | 7.79E-9      | 0.00E+0                | 5.62E-8     | -9.96E-8                                            |
| Ionising radiation                                                          | kBq U-235 eq | 7.01E-1 | 5.09E-1                     | 4.80E-2         | 6.08E-2            | 1.96E-2                       | 6.38E-3      | 0.00E+0                | 5.68E-2     | -6.79E-1                                            |
| Ecotoxicity, freshwater                                                     | CTUe         | 3.40E+2 | 8.79E+1                     | 3.85E+0         | 2.19E+1            | 4.33E-1                       | 5.12E-1      | 0.00E+0                | 2.26E+2     | -1.12E+1                                            |
| Human toxicity, cancer                                                      | CTUh         | 1.14E-8 | 6.58E-9                     | 2.79E-10        | 2.32E-9            | 5.11E-11                      | 3.71E-11     | 0.00E+0                | 2.11E-9     | -1.23E-9                                            |
| Human toxicity, non-cancer                                                  | CTUh         | 2.69E-7 | 1.60E-7                     | 8.76E-9         | 3.47E-8            | 1.57E-9                       | 1.17E-9      | 0.00E+0                | 6.32E-8     | -3.49E-8                                            |
| Land use                                                                    | Pt           | 5.31E+1 | 3.49E+1                     | 7.69E+0         | 4.92E+0            | 4.09E-1                       | 1.02E+0      | 0.00E+0                | 4.18E+0     | -1.16E+1                                            |

4.2.2. Environmental impacts for 75 years

4.2.2.1. Potential environmental impact in case of RECYCLING at end of use

| POTENTIAL ENVIRONMENTAL IMPACT - RECYCLING - 75 YEARS - per m <sup>2</sup> |              |         |                             |                 |                    |                           |                             |              |                        |             |                                                     |
|----------------------------------------------------------------------------|--------------|---------|-----------------------------|-----------------|--------------------|---------------------------|-----------------------------|--------------|------------------------|-------------|-----------------------------------------------------|
| Impacts<br>CML v4.3                                                        | Units        | Total   | Production                  | Construction    |                    | Use                       |                             | End-of-life  |                        |             | D Benefits &<br>load beyond<br>system<br>boundaries |
|                                                                            |              |         | A1 – A3<br>Total Production | A4<br>Transport | A5<br>Installation | B2 Mainten.<br>(75 years) | B4<br>Replace<br>(75 years) | C2 Transport | C3 Waste<br>processing | C4 Disposal |                                                     |
| Climate change - GWP total                                                 | kg CO2 eq    | 3.91E+1 | 8.32E+0                     | 7.24E-1         | 1.25E+0            | 7.69E+0                   | 2.09E+1                     | 9.63E-2      | 6.90E-2                | 0.00E+0     | -3.10E+0                                            |
| Climate change - GWP fossil                                                | kg CO2 eq    | 3.84E+1 | 8.30E+0                     | 7.23E-1         | 1.09E+0            | 7.63E+0                   | 2.05E+1                     | 9.62E-2      | 2.97E-2                | 0.00E+0     | -3.17E+0                                            |
| Climate change - GWP biogenic                                              | kg CO2 eq    | 2.19E-1 | -1.25E-1                    | 2.09E-4         | 1.46E-1            | 3.71E-2                   | 1.22E-1                     | 2.78E-5      | 3.93E-2                | 0.00E+0     | 7.34E-2                                             |
| Climate change -GWP land use<br>and change                                 | kg CO2 eq    | 5.20E-1 | 1.52E-1                     | 2.96E-4         | 1.53E-2            | 1.82E-2                   | 3.34E-1                     | 3.92E-5      | 6.90E-5                | 0.00E+0     | -1.31E-3                                            |
| Ozone depletion                                                            | kg CFC11 eq  | 2.00E-5 | 5.73E-6                     | 1.69E-7         | 6.14E-7            | 3.93E-7                   | 1.31E-5                     | 2.25E-8      | 1.51E-9                | 0.00E+0     | -1.12E-6                                            |
| Acidification                                                              | mol H+ eq    | 1.85E-1 | 3.91E-2                     | 2.12E-3         | 5.09E-3            | 4.45E-2                   | 9.34E-2                     | 2.75E-4      | 1.60E-4                | 0.00E+0     | -1.78E-2                                            |
| Eutrophication, freshwater (P)                                             | kg P eq      | 2.20E-3 | 3.55E-4                     | 5.19E-6         | 4.56E-5            | 9.75E-4                   | 8.19E-4                     | 6.91E-7      | 3.11E-6                | 0.00E+0     | -4.33E-5                                            |
| Eutrophication, freshwater (PO4)                                           | kg PO4 eq    | 2.62E-2 | 6.97E-3                     | 1.59E-5         | 7.28E-4            | 2.99E-3                   | 1.55E-2                     | 2.12E-6      | 9.55E-6                | 0.00E+0     | -1.33E-4                                            |
| Eutrophication, marine                                                     | kg N eq      | 3.58E-2 | 7.35E-3                     | 4.25E-4         | 1.07E-3            | 9.02E-3                   | 1.79E-2                     | 5.47E-5      | 2.18E-5                | 0.00E+0     | -2.38E-3                                            |
| Eutrophication, terrestrial                                                | mol N eq     | 3.39E-1 | 7.54E-2                     | 4.73E-3         | 9.93E-3            | 6.67E-2                   | 1.82E-1                     | 6.10E-4      | 2.49E-4                | 0.00E+0     | -2.67E-2                                            |
| Photochemical ozone formation                                              | kg NMVOC eq  | 1.21E-1 | 2.86E-2                     | 1.80E-3         | 3.72E-3            | 1.80E-2                   | 6.89E-2                     | 2.34E-4      | 7.00E-5                | 0.00E+0     | -1.58E-2                                            |
| Resource use, minerals, and<br>metals                                      | kg Sb eq     | 3.20E-2 | 9.68E-3                     | 2.64E-6         | 9.72E-4            | 7.31E-5                   | 2.13E-2                     | 3.52E-7      | 8.39E-8                | 0.00E+0     | -6.59E-5                                            |
| Resource use, fossils                                                      | MJ           | 8.71E+2 | 1.97E+2                     | 1.11E+1         | 2.41E+1            | 1.67E+2                   | 4.69E+2                     | 1.47E+0      | 6.38E-1                | 0.00E+0     | -1.12E+2                                            |
| Water use                                                                  | m3 depriv.   | 3.37E+1 | 9.24E+0                     | 3.36E-2         | 1.06E+0            | 2.69E+0                   | 2.07E+1                     | 4.48E-3      | 7.27E-3                | 0.00E+0     | -2.87E+0                                            |
| Particulate matter                                                         | disease inc. | 1.53E-6 | 3.41E-7                     | 5.85E-8         | 5.60E-8            | 1.35E-7                   | 9.28E-7                     | 7.79E-9      | 5.22E-10               | 0.00E+0     | -1.40E-7                                            |
| Ionising radiation                                                         | kBq U-235 eq | 3.36E+0 | 5.09E-1                     | 4.80E-2         | 6.08E-2            | 1.47E+0                   | 1.26E+0                     | 6.38E-3      | 5.53E-3                | 0.00E+0     | 1.94E-2                                             |
| Ecotoxicity, freshwater                                                    | CTUe         | 3.75E+2 | 8.79E+1                     | 3.85E+0         | 2.19E+1            | 3.25E+1                   | 2.28E+2                     | 5.12E-1      | 7.59E-2                | 0.00E+0     | -3.48E+1                                            |
| Human toxicity, cancer                                                     | CTUh         | 3.15E-8 | 6.58E-9                     | 2.79E-10        | 2.32E-9            | 3.83E-9                   | 1.85E-8                     | 3.71E-11     | 1.68E-11               | 0.00E+0     | -9.53E-10                                           |
| Human toxicity, non-cancer                                                 | CTUh         | 7.32E-7 | 1.60E-7                     | 8.76E-9         | 3.47E-8            | 1.18E-7                   | 4.10E-7                     | 1.17E-9      | 3.05E-10               | 0.00E+0     | -4.77E-8                                            |
| Land use                                                                   | Pt           | 1.77E+2 | 3.49E+1                     | 7.69E+0         | 4.92E+0            | 3.07E+1                   | 9.73E+1                     | 1.02E+0      | 9.65E-2                | 0.00E+0     | 4.83E+0                                             |

4.2.2.2. Potential environmental impact in case of LANDFILL at end of use

| POTENTIAL ENVIRONMENTAL IMPACT - LANDFILL - 75 YEARS - per m <sup>2</sup> |              |         |                             |                 |                    |                           |                             |              |                        |             |                                                     |
|---------------------------------------------------------------------------|--------------|---------|-----------------------------|-----------------|--------------------|---------------------------|-----------------------------|--------------|------------------------|-------------|-----------------------------------------------------|
| Impacts<br>CML v4.3                                                       | Units        | Total   | Production                  | Construction    |                    | Use                       |                             | End-of-life  |                        |             | D Benefits &<br>load beyond<br>system<br>boundaries |
|                                                                           |              |         | A1 – A3<br>Total Production | A4<br>Transport | A5<br>Installation | B2 Mainten.<br>(75 years) | B4<br>Replace<br>(75 years) | C2 Transport | C3 Waste<br>processing | C4 Disposal |                                                     |
| Climate change - GWP total                                                | kg CO2 eq    | 3.98E+1 | 8.32E+0                     | 7.24E-1         | 1.25E+0            | 7.69E+0                   | 2.14E+1                     | 9.63E-2      | 0.00E+0                | 2.98E-1     | 0.00E+0                                             |
| Climate change - GWP fossil                                               | kg CO2 eq    | 3.90E+1 | 8.30E+0                     | 7.23E-1         | 1.09E+0            | 7.63E+0                   | 2.09E+1                     | 9.62E-2      | 0.00E+0                | 2.59E-1     | 0.00E+0                                             |
| Climate change - GWP biogenic                                             | kg CO2 eq    | 2.19E-1 | -1.25E-1                    | 2.09E-4         | 1.46E-1            | 3.71E-2                   | 1.21E-1                     | 2.78E-5      | 0.00E+0                | 3.92E-2     | 0.00E+0                                             |
| Climate change -GWP land use<br>and change                                | kg CO2 eq    | 5.20E-1 | 1.52E-1                     | 2.96E-4         | 1.53E-2            | 1.82E-2                   | 3.34E-1                     | 3.92E-5      | 0.00E+0                | 8.06E-6     | 0.00E+0                                             |
| Ozone depletion                                                           | kg CFC11 eq  | 2.00E-5 | 5.73E-6                     | 1.69E-7         | 6.14E-7            | 3.93E-7                   | 1.31E-5                     | 2.25E-8      | 0.00E+0                | 1.15E-8     | 0.00E+0                                             |
| Acidification                                                             | mol H+ eq    | 1.85E-1 | 3.91E-2                     | 2.12E-3         | 5.09E-3            | 4.45E-2                   | 9.36E-2                     | 2.75E-4      | 0.00E+0                | 2.74E-4     | 0.00E+0                                             |
| Eutrophication, freshwater (P)                                            | kg P eq      | 2.19E-3 | 3.55E-4                     | 5.19E-6         | 4.56E-5            | 9.75E-4                   | 8.13E-4                     | 6.91E-7      | 0.00E+0                | 2.66E-7     | 0.00E+0                                             |
| Eutrophication, freshwater (PO4)                                          | kg PO4 eq    | 2.62E-2 | 6.97E-3                     | 1.59E-5         | 7.28E-4            | 2.99E-3                   | 1.54E-2                     | 2.12E-6      | 0.00E+0                | 8.17E-7     | 0.00E+0                                             |
| Eutrophication, marine                                                    | kg N eq      | 3.63E-2 | 7.35E-3                     | 4.25E-4         | 1.07E-3            | 9.02E-3                   | 1.82E-2                     | 5.47E-5      | 0.00E+0                | 1.79E-4     | 0.00E+0                                             |
| Eutrophication, terrestrial                                               | mol N eq     | 3.42E-1 | 7.54E-2                     | 4.73E-3         | 9.93E-3            | 6.67E-2                   | 1.83E-1                     | 6.10E-4      | 0.00E+0                | 1.11E-3     | 0.00E+0                                             |
| Photochemical ozone formation                                             | kg NMVOC eq  | 1.22E-1 | 2.86E-2                     | 1.80E-3         | 3.72E-3            | 1.80E-2                   | 6.95E-2                     | 2.34E-4      | 0.00E+0                | 3.81E-4     | 0.00E+0                                             |
| Resource use, minerals, and<br>metals                                     | kg Sb eq     | 3.20E-2 | 9.68E-3                     | 2.64E-6         | 9.72E-4            | 7.31E-5                   | 2.13E-2                     | 3.52E-7      | 0.00E+0                | 1.08E-7     | 0.00E+0                                             |
| Resource use, fossils                                                     | MJ           | 8.71E+2 | 1.97E+2                     | 1.11E+1         | 2.41E+1            | 1.67E+2                   | 4.70E+2                     | 1.47E+0      | 0.00E+0                | 8.28E-1     | 0.00E+0                                             |
| Water use                                                                 | m3 depriv.   | 3.37E+1 | 9.24E+0                     | 3.36E-2         | 1.06E+0            | 2.69E+0                   | 2.07E+1                     | 4.48E-3      | 0.00E+0                | 3.97E-3     | 0.00E+0                                             |
| Particulate matter                                                        | disease inc. | 1.54E-6 | 3.41E-7                     | 5.85E-8         | 5.60E-8            | 1.35E-7                   | 9.39E-7                     | 7.79E-9      | 0.00E+0                | 5.96E-9     | 0.00E+0                                             |
| Ionising radiation                                                        | kBq U-235 eq | 3.35E+0 | 5.09E-1                     | 4.80E-2         | 6.08E-2            | 1.47E+0                   | 1.26E+0                     | 6.38E-3      | 0.00E+0                | 3.80E-3     | 0.00E+0                                             |
| Ecotoxicity, freshwater                                                   | CTUe         | 4.16E+2 | 8.79E+1                     | 3.85E+0         | 2.19E+1            | 3.25E+1                   | 2.56E+2                     | 5.12E-1      | 0.00E+0                | 1.37E+1     | 0.00E+0                                             |
| Human toxicity, cancer                                                    | CTUh         | 3.15E-8 | 6.58E-9                     | 2.79E-10        | 2.32E-9            | 3.83E-9                   | 1.85E-8                     | 3.71E-11     | 0.00E+0                | 2.58E-11    | 0.00E+0                                             |
| Human toxicity, non-cancer                                                | CTUh         | 7.39E-7 | 1.60E-7                     | 8.76E-9         | 3.47E-8            | 1.18E-7                   | 4.14E-7                     | 1.17E-9      | 0.00E+0                | 2.59E-9     | 0.00E+0                                             |
| Land use                                                                  | Pt           | 1.83E+2 | 3.49E+1                     | 7.69E+0         | 4.92E+0            | 3.07E+1                   | 1.01E+2                     | 1.02E+0      | 0.00E+0                | 2.16E+0     | 0.00E+0                                             |

4.2.2.3. Potential environmental impact in case of INCINERATION at end of use

| POTENTIAL ENVIRONMENTAL IMPACT – INCINERATION - 75 YEARS - per m <sup>2</sup> |              |         |                             |                 |                    |                           |                             |              |                        |             |                                                     |
|-------------------------------------------------------------------------------|--------------|---------|-----------------------------|-----------------|--------------------|---------------------------|-----------------------------|--------------|------------------------|-------------|-----------------------------------------------------|
| Impacts<br>CML v4.3                                                           | Units        | Total   | Production                  | Construction    |                    | Use                       |                             | End-of-life  |                        |             | D Benefits &<br>load beyond<br>system<br>boundaries |
|                                                                               |              |         | A1 – A3<br>Total Production | A4<br>Transport | A5<br>Installation | B2 Mainten.<br>(75 years) | B4<br>Replace<br>(75 years) | C2 Transport | C3 Waste<br>processing | C4 Disposal |                                                     |
| Climate change - GWP total                                                    | kg CO2 eq    | 5.61E+1 | 8.32E+0                     | 7.24E-1         | 1.25E+0            | 7.69E+0                   | 3.23E+1                     | 9.63E-2      | 0.00E+0                | 5.75E+0     | -4.66E+0                                            |
| Climate change - GWP fossil                                                   | kg CO2 eq    | 5.54E+1 | 8.30E+0                     | 7.23E-1         | 1.09E+0            | 7.63E+0                   | 3.18E+1                     | 9.62E-2      | 0.00E+0                | 5.71E+0     | -4.64E+0                                            |
| Climate change - GWP biogenic                                                 | kg CO2 eq    | 2.27E-1 | -1.25E-1                    | 2.09E-4         | 1.46E-1            | 3.71E-2                   | 1.26E-1                     | 2.78E-5      | 0.00E+0                | 4.17E-2     | -1.53E-2                                            |
| Climate change -GWP land use<br>and change                                    | kg CO2 eq    | 5.25E-1 | 1.52E-1                     | 2.96E-4         | 1.53E-2            | 1.82E-2                   | 3.38E-1                     | 3.92E-5      | 0.00E+0                | 1.86E-3     | -7.78E-3                                            |
| Ozone depletion                                                               | kg CFC11 eq  | 2.18E-5 | 5.73E-6                     | 1.69E-7         | 6.14E-7            | 3.93E-7                   | 1.42E-5                     | 2.25E-8      | 0.00E+0                | 5.86E-7     | -4.24E-7                                            |
| Acidification                                                                 | mol H+ eq    | 2.05E-1 | 3.91E-2                     | 2.12E-3         | 5.09E-3            | 4.45E-2                   | 1.07E-1                     | 2.75E-4      | 0.00E+0                | 6.93E-3     | -2.46E-2                                            |
| Eutrophication, freshwater (P)                                                | kg P eq      | 2.35E-3 | 3.55E-4                     | 5.19E-6         | 4.56E-5            | 9.75E-4                   | 9.15E-4                     | 6.91E-7      | 0.00E+0                | 5.09E-5     | -3.52E-4                                            |
| Eutrophication, freshwater (PO4)                                              | kg PO4 eq    | 2.66E-2 | 6.97E-3                     | 1.59E-5         | 7.28E-4            | 2.99E-3                   | 1.58E-2                     | 2.12E-6      | 0.00E+0                | 1.56E-4     | -1.08E-3                                            |
| Eutrophication, marine                                                        | kg N eq      | 4.07E-2 | 7.35E-3                     | 4.25E-4         | 1.07E-3            | 9.02E-3                   | 2.11E-2                     | 5.47E-5      | 0.00E+0                | 1.66E-3     | -2.95E-3                                            |
| Eutrophication, terrestrial                                                   | mol N eq     | 3.94E-1 | 7.54E-2                     | 4.73E-3         | 9.93E-3            | 6.67E-2                   | 2.18E-1                     | 6.10E-4      | 0.00E+0                | 1.84E-2     | -3.36E-2                                            |
| Photochemical ozone formation                                                 | kg NMVOC eq  | 1.36E-1 | 2.86E-2                     | 1.80E-3         | 3.72E-3            | 1.80E-2                   | 7.86E-2                     | 2.34E-4      | 0.00E+0                | 4.92E-3     | -9.68E-3                                            |
| Resource use, minerals, and<br>metals                                         | kg Sb eq     | 3.21E-2 | 9.68E-3                     | 2.64E-6         | 9.72E-4            | 7.31E-5                   | 2.14E-2                     | 3.52E-7      | 0.00E+0                | 2.33E-5     | -8.14E-6                                            |
| Resource use, fossils                                                         | MJ           | 9.09E+2 | 1.97E+2                     | 1.11E+1         | 2.41E+1            | 1.67E+2                   | 4.94E+2                     | 1.47E+0      | 0.00E+0                | 1.32E+1     | -9.22E+1                                            |
| Water use                                                                     | m3 depriv.   | 3.66E+1 | 9.24E+0                     | 3.36E-2         | 1.06E+0            | 2.69E+0                   | 2.26E+1                     | 4.48E-3      | 0.00E+0                | 9.70E-1     | -7.77E-1                                            |
| Particulate matter                                                            | disease inc. | 1.70E-6 | 3.41E-7                     | 5.85E-8         | 5.60E-8            | 1.35E-7                   | 1.04E-6                     | 7.79E-9      | 0.00E+0                | 5.62E-8     | -9.96E-8                                            |
| Ionising radiation                                                            | kBq U-235 eq | 3.51E+0 | 5.09E-1                     | 4.80E-2         | 6.08E-2            | 1.47E+0                   | 1.36E+0                     | 6.38E-3      | 0.00E+0                | 5.68E-2     | -6.79E-1                                            |
| Ecotoxicity, freshwater                                                       | CTUe         | 1.05E+3 | 8.79E+1                     | 3.85E+0         | 2.19E+1            | 3.25E+1                   | 6.79E+2                     | 5.12E-1      | 0.00E+0                | 2.26E+2     | -1.12E+1                                            |
| Human toxicity, cancer                                                        | CTUh         | 3.78E-8 | 6.58E-9                     | 2.79E-10        | 2.32E-9            | 3.83E-9                   | 2.26E-8                     | 3.71E-11     | 0.00E+0                | 2.11E-9     | -1.23E-9                                            |
| Human toxicity, non-cancer                                                    | CTUh         | 9.21E-7 | 1.60E-7                     | 8.76E-9         | 3.47E-8            | 1.18E-7                   | 5.35E-7                     | 1.17E-9      | 0.00E+0                | 6.32E-8     | -3.49E-8                                            |
| Land use                                                                      | Pt           | 1.89E+2 | 3.49E+1                     | 7.69E+0         | 4.92E+0            | 3.07E+1                   | 1.05E+2                     | 1.02E+0      | 0.00E+0                | 4.18E+0     | -1.16E+1                                            |

4.3. Life Cycle Assessment – Resources, wastes categories and outgoing flows

4.3.1. Resources, wastes categories and outgoing flows for 1 year

4.3.1.1. Resources, waste categories and outgoing flows in case of RECYCLING at end of use

| RESOURCES, WASTES CATEGORIES AND OUTGOING FLOWS - RECYCLING - 1 YEAR - per m <sup>2</sup> |              |         |                             |                 |                    |                         |              |                        |             |                                                     |
|-------------------------------------------------------------------------------------------|--------------|---------|-----------------------------|-----------------|--------------------|-------------------------|--------------|------------------------|-------------|-----------------------------------------------------|
| Impacts<br>CML v4.3                                                                       | Units        | Total   | Production                  | Construction    |                    | Use                     | End-of-life  |                        |             | D Benefits &<br>load beyond<br>system<br>boundaries |
|                                                                                           |              |         | A1 – A3<br>Total Production | A4<br>Transport | A5<br>Installation | B2 Mainten.<br>(1 year) | C2 Transport | C3 Waste<br>processing | C4 Disposal |                                                     |
| Renewable primary energy excl. RM                                                         | kg CO2 eq    | 1.21E+1 | 1.01E+1                     | 1.58E-1         | 1.29E+0            | 4.48E-1                 | 2.10E-2      | 1.10E-1                | 0.00E+0     | -5.51E-1                                            |
| Renewable primary energy used as RM                                                       | kg CO2 eq    | 1.12E+0 | 2.20E+0                     | 0.00E+0         | -1.08E+0           | 0.00E+0                 | 0.00E+0      | 0.00E+0                | 0.00E+0     | 0.00E+0                                             |
| Total renewable primary energy                                                            | kg CO2 eq    | 1.32E+1 | 1.23E+1                     | 1.58E-1         | 2.07E-1            | 4.48E-1                 | 2.10E-2      | 1.10E-1                | 0.00E+0     | -5.51E-1                                            |
| Non-renewable primary energy excl. RM                                                     | kg CO2 eq    | 1.47E+2 | 1.16E+2                     | 1.11E+1         | 1.52E+1            | 2.18E+0                 | 1.47E+0      | 6.26E-1                | 0.00E+0     | -7.52E+1                                            |
| Non-renewable primary energy used as RM                                                   | kg CFC11 eq  | 9.17E+1 | 8.27E+1                     | 0.00E+0         | 8.99E+0            | 0.00E+0                 | 0.00E+0      | 0.00E+0                | 0.00E+0     | -3.69E+1                                            |
| Total Non-renewable primary energy                                                        | mol H+ eq    | 2.38E+2 | 1.99E+2                     | 1.11E+1         | 2.42E+1            | 2.18E+0                 | 1.47E+0      | 6.26E-1                | 0.00E+0     | -1.12E+2                                            |
| Use of secondary material                                                                 | kg P eq      | 1.03E+0 | 9.39E-1                     | 0.00E+0         | 9.39E-2            | 0.00E+0                 | 0.00E+0      | 0.00E+0                | 0.00E+0     | 0.00E+0                                             |
| Use of renewable secondary fuels                                                          | kg PO4 eq    | 0.00E+0 | 0.00E+0                     | 0.00E+0         | 0.00E+0            | 0.00E+0                 | 0.00E+0      | 0.00E+0                | 0.00E+0     | 0.00E+0                                             |
| Use of Non-renewable secondary fuels                                                      | kg N eq      | 0.00E+0 | 0.00E+0                     | 0.00E+0         | 0.00E+0            | 0.00E+0                 | 0.00E+0      | 0.00E+0                | 0.00E+0     | 0.00E+0                                             |
| Recovered energy                                                                          | mol N eq     | 0.00E+0 | 0.00E+0                     | 0.00E+0         | 0.00E+0            | 0.00E+0                 | 0.00E+0      | 0.00E+0                | 0.00E+0     | 0.00E+0                                             |
| Net use of fresh water                                                                    | kg NMVOC eq  | 1.79E-1 | 1.56E-1                     | 1.23E-3         | 1.92E-2            | 2.13E-3                 | 1.63E-4      | 5.35E-4                | 0.00E+0     | -5.49E-2                                            |
| Hazardous waste disposed                                                                  | kg Sb eq     | 3.74E-1 | 3.21E-1                     | 8.10E-3         | 3.95E-2            | 2.64E-3                 | 1.08E-3      | 9.88E-4                | 0.00E+0     | -7.12E-2                                            |
| Non-hazardous waste disposed                                                              | MJ           | 5.67E+0 | 3.96E+0                     | 6.41E-1         | 9.36E-1            | 4.01E-2                 | 8.55E-2      | 1.03E-2                | 0.00E+0     | -9.62E-1                                            |
| Radioactive waste disposed (High)                                                         | m3 depriv.   | 9.99E-5 | 8.54E-5                     | 8.21E-7         | 9.16E-6            | 3.37E-6                 | 1.09E-7      | 9.51E-7                | 0.00E+0     | -2.82E-6                                            |
| Radioactive waste disposed (Inter-Low)                                                    | disease inc. | 6.10E-4 | 4.52E-4                     | 7.39E-5         | 5.77E-5            | 1.27E-5                 | 9.83E-6      | 3.60E-6                | 0.00E+0     | 1.41E-5                                             |
| Components for re-use                                                                     | kBq U-235 eq | 0.00E+0 | 0.00E+0                     | 0.00E+0         | 0.00E+0            | 0.00E+0                 | 0.00E+0      | 0.00E+0                | 0.00E+0     | 0.00E+0                                             |
| Materials for recycling                                                                   | CTUe         | 3.80E+0 | 2.68E-2                     | 0.00E+0         | 7.39E-2            | 0.00E+0                 | 0.00E+0      | 3.70E+0                | 0.00E+0     | 0.00E+0                                             |
| Materials for energy recovery                                                             | CTUh         | 0.00E+0 | 0.00E+0                     | 0.00E+0         | 0.00E+0            | 0.00E+0                 | 0.00E+0      | 0.00E+0                | 0.00E+0     | 0.00E+0                                             |
| Exported energy                                                                           | CTUh         | 9.40E-1 | 8.27E-1                     | 0.00E+0         | 1.13E-1            | 0.00E+0                 | 0.00E+0      | 0.00E+0                | 0.00E+0     | 0.00E+0                                             |

4.3.1.2. Resources, waste categories and outgoing flows in case of LANDFILL at end of use

| RESOURCES, WASTES CATEGORIES AND OUTGOING FLOWS - LANDFILL - 1 YEAR - per m <sup>2</sup> |              |         |                             |                 |                    |                         |              |                        |             |                                                     |
|------------------------------------------------------------------------------------------|--------------|---------|-----------------------------|-----------------|--------------------|-------------------------|--------------|------------------------|-------------|-----------------------------------------------------|
| Impacts<br>CML v4.3                                                                      | Units        | Total   | Production                  | Construction    |                    | Use                     | End-of-life  |                        |             | D Benefits &<br>load beyond<br>system<br>boundaries |
|                                                                                          |              |         | A1 – A3<br>Total Production | A4<br>Transport | A5<br>Installation | B2 Mainten.<br>(1 year) | C2 Transport | C3 Waste<br>processing | C4 Disposal |                                                     |
| Renewable primary energy excl. RM                                                        | kg CO2 eq    | 1.20E+1 | 1.01E+1                     | 1.58E-1         | 1.29E+0            | 4.48E-1                 | 2.10E-2      | 0.00E+0                | 3.60E-2     | 0.00E+0                                             |
| Renewable primary energy used as RM                                                      | kg CO2 eq    | 1.12E+0 | 2.20E+0                     | 0.00E+0         | -1.08E+0           | 0.00E+0                 | 0.00E+0      | 0.00E+0                | 0.00E+0     | 0.00E+0                                             |
| Total renewable primary energy                                                           | kg CO2 eq    | 1.31E+1 | 1.23E+1                     | 1.58E-1         | 2.07E-1            | 4.48E-1                 | 2.10E-2      | 0.00E+0                | 3.60E-2     | 0.00E+0                                             |
| Non-renewable primary energy excl. RM                                                    | kg CO2 eq    | 1.47E+2 | 1.16E+2                     | 1.11E+1         | 1.52E+1            | 2.18E+0                 | 1.47E+0      | 0.00E+0                | 8.27E-1     | 0.00E+0                                             |
| Non-renewable primary energy used as RM                                                  | kg CFC11 eq  | 9.17E+1 | 8.27E+1                     | 0.00E+0         | 8.99E+0            | 0.00E+0                 | 0.00E+0      | 0.00E+0                | 0.00E+0     | 0.00E+0                                             |
| Total Non-renewable primary energy                                                       | mol H+ eq    | 2.39E+2 | 1.99E+2                     | 1.11E+1         | 2.42E+1            | 2.18E+0                 | 1.47E+0      | 0.00E+0                | 8.27E-1     | 0.00E+0                                             |
| Use of secondary material                                                                | kg P eq      | 1.03E+0 | 9.39E-1                     | 0.00E+0         | 9.39E-2            | 0.00E+0                 | 0.00E+0      | 0.00E+0                | 0.00E+0     | 0.00E+0                                             |
| Use of renewable secondary fuels                                                         | kg PO4 eq    | 0.00E+0 | 0.00E+0                     | 0.00E+0         | 0.00E+0            | 0.00E+0                 | 0.00E+0      | 0.00E+0                | 0.00E+0     | 0.00E+0                                             |
| Use of Non-renewable secondary fuels                                                     | kg N eq      | 0.00E+0 | 0.00E+0                     | 0.00E+0         | 0.00E+0            | 0.00E+0                 | 0.00E+0      | 0.00E+0                | 0.00E+0     | 0.00E+0                                             |
| Recovered energy                                                                         | mol N eq     | 0.00E+0 | 0.00E+0                     | 0.00E+0         | 0.00E+0            | 0.00E+0                 | 0.00E+0      | 0.00E+0                | 0.00E+0     | 0.00E+0                                             |
| Net use of fresh water                                                                   | kg NMVOC eq  | 1.80E-1 | 1.56E-1                     | 1.23E-3         | 1.92E-2            | 2.13E-3                 | 1.63E-4      | 0.00E+0                | 1.05E-3     | 0.00E+0                                             |
| Hazardous waste disposed                                                                 | kg Sb eq     | 3.74E-1 | 3.21E-1                     | 8.10E-3         | 3.95E-2            | 2.64E-3                 | 1.08E-3      | 0.00E+0                | 9.54E-4     | 0.00E+0                                             |
| Non-hazardous waste disposed                                                             | MJ           | 9.37E+0 | 3.96E+0                     | 6.41E-1         | 9.36E-1            | 4.01E-2                 | 8.55E-2      | 0.00E+0                | 3.71E+0     | 0.00E+0                                             |
| Radioactive waste disposed (High)                                                        | m3 depriv.   | 9.90E-5 | 8.54E-5                     | 8.21E-7         | 9.16E-6            | 3.37E-6                 | 1.09E-7      | 0.00E+0                | 9.51E-8     | 0.00E+0                                             |
| Radioactive waste disposed (Inter-Low)                                                   | disease inc. | 6.11E-4 | 4.52E-4                     | 7.39E-5         | 5.77E-5            | 1.27E-5                 | 9.83E-6      | 0.00E+0                | 5.25E-6     | 0.00E+0                                             |
| Components for re-use                                                                    | kBq U-235 eq | 0.00E+0 | 0.00E+0                     | 0.00E+0         | 0.00E+0            | 0.00E+0                 | 0.00E+0      | 0.00E+0                | 0.00E+0     | 0.00E+0                                             |
| Materials for recycling                                                                  | CTUe         | 1.01E-1 | 2.68E-2                     | 0.00E+0         | 7.39E-2            | 0.00E+0                 | 0.00E+0      | 0.00E+0                | 0.00E+0     | 0.00E+0                                             |
| Materials for energy recovery                                                            | CTUh         | 0.00E+0 | 0.00E+0                     | 0.00E+0         | 0.00E+0            | 0.00E+0                 | 0.00E+0      | 0.00E+0                | 0.00E+0     | 0.00E+0                                             |
| Exported energy                                                                          | CTUh         | 9.40E-1 | 8.27E-1                     | 0.00E+0         | 1.13E-1            | 0.00E+0                 | 0.00E+0      | 0.00E+0                | 0.00E+0     | 0.00E+0                                             |



4.3.1.3. Resources, waste categories and outgoing flows in case of INCINERATION at end of use

| RESOURCES, WASTES CATEGORIES AND OUTGOING FLOWS – INCINERATION - 1 YEAR - per m <sup>2</sup> |                        |         |                             |                 |                    |                         |              |                        |             |                                                     |
|----------------------------------------------------------------------------------------------|------------------------|---------|-----------------------------|-----------------|--------------------|-------------------------|--------------|------------------------|-------------|-----------------------------------------------------|
| Impacts<br>CML v4.3                                                                          | Units                  | Total   | Production                  | Construction    |                    | Use                     | End-of-life  |                        |             | D Benefits &<br>load beyond<br>system<br>boundaries |
|                                                                                              |                        |         | A1 – A3<br>Total Production | A4<br>Transport | A5<br>Installation | B2 Mainten.<br>(1 year) | C2 Transport | C3 Waste<br>processing | C4 Disposal |                                                     |
| Renewable primary energy excl. RM                                                            | kg CO <sub>2</sub> eq  | 1.35E+1 | 1.01E+1                     | 1.58E-1         | 1.29E+0            | 4.48E-1                 | 2.10E-2      | 0.00E+0                | 1.49E+0     | -1.25E+1                                            |
| Renewable primary energy used as RM                                                          | kg CO <sub>2</sub> eq  | 1.12E+0 | 2.20E+0                     | 0.00E+0         | -1.08E+0           | 0.00E+0                 | 0.00E+0      | 0.00E+0                | 0.00E+0     | 0.00E+0                                             |
| Total renewable primary energy                                                               | kg CO <sub>2</sub> eq  | 1.46E+1 | 1.23E+1                     | 1.58E-1         | 2.07E-1            | 4.48E-1                 | 2.10E-2      | 0.00E+0                | 1.49E+0     | -1.25E+1                                            |
| Non-renewable primary energy excl. RM                                                        | kg CO <sub>2</sub> eq  | 2.34E+2 | 1.16E+2                     | 1.11E+1         | 1.52E+1            | 2.18E+0                 | 1.47E+0      | 0.00E+0                | 8.77E+1     | -9.07E+1                                            |
| Non-renewable primary energy used as RM                                                      | kg CFC11 eq            | 1.72E+1 | 8.27E+1                     | 0.00E+0         | 8.99E+0            | 0.00E+0                 | 0.00E+0      | 0.00E+0                | -7.45E+1    | 0.00E+0                                             |
| Total Non-renewable primary energy                                                           | mol H+ eq              | 2.51E+2 | 1.99E+2                     | 1.11E+1         | 2.42E+1            | 2.18E+0                 | 1.47E+0      | 0.00E+0                | 1.32E+1     | -9.07E+1                                            |
| Use of secondary material                                                                    | kg P eq                | 1.03E+0 | 9.39E-1                     | 0.00E+0         | 9.39E-2            | 0.00E+0                 | 0.00E+0      | 0.00E+0                | 0.00E+0     | 0.00E+0                                             |
| Use of renewable secondary fuels                                                             | kg PO <sub>4</sub> eq  | 0.00E+0 | 0.00E+0                     | 0.00E+0         | 0.00E+0            | 0.00E+0                 | 0.00E+0      | 0.00E+0                | 0.00E+0     | 0.00E+0                                             |
| Use of Non-renewable secondary fuels                                                         | kg N eq                | 0.00E+0 | 0.00E+0                     | 0.00E+0         | 0.00E+0            | 0.00E+0                 | 0.00E+0      | 0.00E+0                | 0.00E+0     | 0.00E+0                                             |
| Recovered energy                                                                             | mol N eq               | 0.00E+0 | 0.00E+0                     | 0.00E+0         | 0.00E+0            | 0.00E+0                 | 0.00E+0      | 0.00E+0                | 0.00E+0     | 0.00E+0                                             |
| Net use of fresh water                                                                       | kg NMVOC eq            | 2.06E-1 | 1.56E-1                     | 1.23E-3         | 1.92E-2            | 2.13E-3                 | 1.63E-4      | 0.00E+0                | 2.72E-2     | -5.98E-2                                            |
| Hazardous waste disposed                                                                     | kg Sb eq               | 1.80E+0 | 3.21E-1                     | 8.10E-3         | 3.95E-2            | 2.64E-3                 | 1.08E-3      | 0.00E+0                | 1.42E+0     | -7.27E-2                                            |
| Non-hazardous waste disposed                                                                 | MJ                     | 6.46E+0 | 3.96E+0                     | 6.41E-1         | 9.36E-1            | 4.01E-2                 | 8.55E-2      | 0.00E+0                | 8.00E-1     | -9.41E-1                                            |
| Radioactive waste disposed (High)                                                            | m <sup>3</sup> depriv. | 1.07E-4 | 8.54E-5                     | 8.21E-7         | 9.16E-6            | 3.37E-6                 | 1.09E-7      | 0.00E+0                | 8.12E-6     | -1.09E-4                                            |
| Radioactive waste disposed (Inter-Low)                                                       | disease inc.           | 6.50E-4 | 4.52E-4                     | 7.39E-5         | 5.77E-5            | 1.27E-5                 | 9.83E-6      | 0.00E+0                | 4.41E-5     | -4.86E-4                                            |
| Components for re-use                                                                        | kBq U-235 eq           | 0.00E+0 | 0.00E+0                     | 0.00E+0         | 0.00E+0            | 0.00E+0                 | 0.00E+0      | 0.00E+0                | 0.00E+0     | 0.00E+0                                             |
| Materials for recycling                                                                      | CTUe                   | 1.01E-1 | 2.68E-2                     | 0.00E+0         | 7.39E-2            | 0.00E+0                 | 0.00E+0      | 0.00E+0                | 0.00E+0     | 0.00E+0                                             |
| Materials for energy recovery                                                                | CTUh                   | 0.00E+0 | 0.00E+0                     | 0.00E+0         | 0.00E+0            | 0.00E+0                 | 0.00E+0      | 0.00E+0                | 0.00E+0     | 0.00E+0                                             |
| Exported energy                                                                              | CTUh                   | 2.67E+1 | 8.27E-1                     | 0.00E+0         | 1.13E-1            | 0.00E+0                 | 0.00E+0      | 0.00E+0                | 2.58E+1     | 0.00E+0                                             |

4.3.2. Resources, waste categories and outgoing flows for 75 years

4.3.2.1. Resources, waste categories and outgoing flows in case of RECYCLING at end of use

| RESOURCES, WASTES CATEGORIES AND OUTGOING FLOWS - RECYCLING - 75 YEARS - per m <sup>2</sup> |              |         |                             |                 |                    |                           |                             |              |                        |             |                                                     |
|---------------------------------------------------------------------------------------------|--------------|---------|-----------------------------|-----------------|--------------------|---------------------------|-----------------------------|--------------|------------------------|-------------|-----------------------------------------------------|
| Impacts<br>CML v4.3                                                                         | Units        | Total   | Production                  | Construction    |                    | Use                       |                             | End-of-life  |                        |             | D Benefits &<br>load beyond<br>system<br>boundaries |
|                                                                                             |              |         | A1 – A3<br>Total Production | A4<br>Transport | A5<br>Installation | B2 Mainten.<br>(75 years) | B4<br>Replace<br>(75 years) | C2 Transport | C3 Waste<br>processing | C4 Disposal |                                                     |
| Renewable primary energy excl. RM                                                           | kg CO2 eq    | 6.85E+1 | 1.01E+1                     | 1.58E-1         | 1.29E+0            | 3.36E+1                   | 2.33E+1                     | 2.10E-2      | 1.10E-1                | 0.00E+0     | -5.51E-1                                            |
| Renewable primary energy used as RM                                                         | kg CO2 eq    | 3.35E+0 | 2.20E+0                     | 0.00E+0         | -1.08E+0           | 0.00E+0                   | 2.23E+0                     | 0.00E+0      | 0.00E+0                | 0.00E+0     | 0.00E+0                                             |
| Total renewable primary energy                                                              | kg CO2 eq    | 7.19E+1 | 1.23E+1                     | 1.58E-1         | 2.07E-1            | 3.36E+1                   | 2.55E+1                     | 2.10E-2      | 1.10E-1                | 0.00E+0     | -5.51E-1                                            |
| Non-renewable primary energy excl. RM                                                       | kg CO2 eq    | 5.98E+2 | 1.16E+2                     | 1.11E+1         | 1.52E+1            | 1.64E+2                   | 2.89E+2                     | 1.47E+0      | 6.26E-1                | 0.00E+0     | -7.52E+1                                            |
| Non-renewable primary energy used as RM                                                     | kg CFC11 eq  | 2.75E+2 | 8.27E+1                     | 0.00E+0         | 8.99E+0            | 0.00E+0                   | 1.83E+2                     | 0.00E+0      | 0.00E+0                | 0.00E+0     | -3.69E+1                                            |
| Total Non-renewable primary energy                                                          | mol H+ eq    | 8.73E+2 | 1.99E+2                     | 1.11E+1         | 2.42E+1            | 1.64E+2                   | 4.73E+2                     | 1.47E+0      | 6.26E-1                | 0.00E+0     | -1.12E+2                                            |
| Use of secondary material                                                                   | kg P eq      | 3.10E+0 | 9.39E-1                     | 0.00E+0         | 9.39E-2            | 0.00E+0                   | 2.07E+0                     | 0.00E+0      | 0.00E+0                | 0.00E+0     | 0.00E+0                                             |
| Use of renewable secondary fuels                                                            | kg PO4 eq    | 0.00E+0 | 0.00E+0                     | 0.00E+0         | 0.00E+0            | 0.00E+0                   | 0.00E+0                     | 0.00E+0      | 0.00E+0                | 0.00E+0     | 0.00E+0                                             |
| Use of Non-renewable secondary fuels                                                        | kg N eq      | 0.00E+0 | 0.00E+0                     | 0.00E+0         | 0.00E+0            | 0.00E+0                   | 0.00E+0                     | 0.00E+0      | 0.00E+0                | 0.00E+0     | 0.00E+0                                             |
| Recovered energy                                                                            | mol N eq     | 0.00E+0 | 0.00E+0                     | 0.00E+0         | 0.00E+0            | 0.00E+0                   | 0.00E+0                     | 0.00E+0      | 0.00E+0                | 0.00E+0     | 0.00E+0                                             |
| Net use of fresh water                                                                      | kg NMVOC eq  | 6.91E-1 | 1.56E-1                     | 1.23E-3         | 1.92E-2            | 1.60E-1                   | 3.54E-1                     | 1.63E-4      | 5.35E-4                | 0.00E+0     | -5.49E-2                                            |
| Hazardous waste disposed                                                                    | kg Sb eq     | 1.31E+0 | 3.21E-1                     | 8.10E-3         | 3.95E-2            | 1.98E-1                   | 7.42E-1                     | 1.08E-3      | 9.88E-4                | 0.00E+0     | -7.12E-2                                            |
| Non-hazardous waste disposed                                                                | MJ           | 1.99E+1 | 3.96E+0                     | 6.41E-1         | 9.36E-1            | 3.00E+0                   | 1.13E+1                     | 8.55E-2      | 1.03E-2                | 0.00E+0     | -9.62E-1                                            |
| Radioactive waste disposed (High)                                                           | m3 depriv.   | 5.42E-4 | 8.54E-5                     | 8.21E-7         | 9.16E-6            | 2.53E-4                   | 1.93E-4                     | 1.09E-7      | 9.51E-7                | 0.00E+0     | -2.82E-6                                            |
| Radioactive waste disposed (Inter-Low)                                                      | disease inc. | 2.74E-3 | 4.52E-4                     | 7.39E-5         | 5.77E-5            | 9.49E-4                   | 1.19E-3                     | 9.83E-6      | 3.60E-6                | 0.00E+0     | 1.41E-5                                             |
| Components for re-use                                                                       | kBq U-235 eq | 0.00E+0 | 0.00E+0                     | 0.00E+0         | 0.00E+0            | 0.00E+0                   | 0.00E+0                     | 0.00E+0      | 0.00E+0                | 0.00E+0     | 0.00E+0                                             |
| Materials for recycling                                                                     | CTUe         | 1.14E+1 | 2.68E-2                     | 0.00E+0         | 7.39E-2            | 0.00E+0                   | 7.60E+0                     | 0.00E+0      | 3.70E+0                | 0.00E+0     | 0.00E+0                                             |
| Materials for energy recovery                                                               | CTUh         | 0.00E+0 | 0.00E+0                     | 0.00E+0         | 0.00E+0            | 0.00E+0                   | 0.00E+0                     | 0.00E+0      | 0.00E+0                | 0.00E+0     | 0.00E+0                                             |
| Exported energy                                                                             | CTUh         | 2.82E+0 | 8.27E-1                     | 0.00E+0         | 1.13E-1            | 0.00E+0                   | 1.88E+0                     | 0.00E+0      | 0.00E+0                | 0.00E+0     | 0.00E+0                                             |

4.3.2.2. Resources, waste categories and outgoing flows in case of LANDFILL at end of use

| RESOURCES, WASTES CATEGORIES AND OUTGOING FLOWS - LANDFILL - 75 YEARS - per m <sup>2</sup> |              |         |                             |                 |                    |                           |                             |              |                        |             |                                                     |
|--------------------------------------------------------------------------------------------|--------------|---------|-----------------------------|-----------------|--------------------|---------------------------|-----------------------------|--------------|------------------------|-------------|-----------------------------------------------------|
| Impacts<br>CML v4.3                                                                        | Units        | Total   | Production                  | Construction    |                    | Use                       |                             | End-of-life  |                        |             | D Benefits &<br>load beyond<br>system<br>boundaries |
|                                                                                            |              |         | A1 – A3<br>Total Production | A4<br>Transport | A5<br>Installation | B2 Mainten.<br>(75 years) | B4<br>Replace<br>(75 years) | C2 Transport | C3 Waste<br>processing | C4 Disposal |                                                     |
| Renewable primary energy excl. RM                                                          | kg CO2 eq    | 6.83E+1 | 1.01E+1                     | 1.58E-1         | 1.29E+0            | 3.36E+1                   | 2.31E+1                     | 2.10E-2      | 0.00E+0                | 3.60E-2     | 0.00E+0                                             |
| Renewable primary energy used as RM                                                        | kg CO2 eq    | 3.35E+0 | 2.20E+0                     | 0.00E+0         | -1.08E+0           | 0.00E+0                   | 2.23E+0                     | 0.00E+0      | 0.00E+0                | 0.00E+0     | 0.00E+0                                             |
| Total renewable primary energy                                                             | kg CO2 eq    | 7.17E+1 | 1.23E+1                     | 1.58E-1         | 2.07E-1            | 3.36E+1                   | 2.54E+1                     | 2.10E-2      | 0.00E+0                | 3.60E-2     | 0.00E+0                                             |
| Non-renewable primary energy excl. RM                                                      | kg CO2 eq    | 5.98E+2 | 1.16E+2                     | 1.11E+1         | 1.52E+1            | 1.64E+2                   | 2.90E+2                     | 1.47E+0      | 0.00E+0                | 8.27E-1     | 0.00E+0                                             |
| Non-renewable primary energy used as RM                                                    | kg CFC11 eq  | 2.75E+2 | 8.27E+1                     | 0.00E+0         | 8.99E+0            | 0.00E+0                   | 1.83E+2                     | 0.00E+0      | 0.00E+0                | 0.00E+0     | 0.00E+0                                             |
| Total Non-renewable primary energy                                                         | mol H+ eq    | 8.73E+2 | 1.99E+2                     | 1.11E+1         | 2.42E+1            | 1.64E+2                   | 4.73E+2                     | 1.47E+0      | 0.00E+0                | 8.27E-1     | 0.00E+0                                             |
| Use of secondary material                                                                  | kg P eq      | 3.10E+0 | 9.39E-1                     | 0.00E+0         | 9.39E-2            | 0.00E+0                   | 2.07E+0                     | 0.00E+0      | 0.00E+0                | 0.00E+0     | 0.00E+0                                             |
| Use of renewable secondary fuels                                                           | kg PO4 eq    | 0.00E+0 | 0.00E+0                     | 0.00E+0         | 0.00E+0            | 0.00E+0                   | 0.00E+0                     | 0.00E+0      | 0.00E+0                | 0.00E+0     | 0.00E+0                                             |
| Use of Non-renewable secondary fuels                                                       | kg N eq      | 0.00E+0 | 0.00E+0                     | 0.00E+0         | 0.00E+0            | 0.00E+0                   | 0.00E+0                     | 0.00E+0      | 0.00E+0                | 0.00E+0     | 0.00E+0                                             |
| Recovered energy                                                                           | mol N eq     | 0.00E+0 | 0.00E+0                     | 0.00E+0         | 0.00E+0            | 0.00E+0                   | 0.00E+0                     | 0.00E+0      | 0.00E+0                | 0.00E+0     | 0.00E+0                                             |
| Net use of fresh water                                                                     | kg NMVOC eq  | 6.93E-1 | 1.56E-1                     | 1.23E-3         | 1.92E-2            | 1.60E-1                   | 3.55E-1                     | 1.63E-4      | 0.00E+0                | 1.05E-3     | 0.00E+0                                             |
| Hazardous waste disposed                                                                   | kg Sb eq     | 1.31E+0 | 3.21E-1                     | 8.10E-3         | 3.95E-2            | 1.98E-1                   | 7.42E-1                     | 1.08E-3      | 0.00E+0                | 9.54E-4     | 0.00E+0                                             |
| Non-hazardous waste disposed                                                               | MJ           | 3.10E+1 | 3.96E+0                     | 6.41E-1         | 9.36E-1            | 3.00E+0                   | 1.87E+1                     | 8.55E-2      | 0.00E+0                | 3.71E+0     | 0.00E+0                                             |
| Radioactive waste disposed (High)                                                          | m3 depriv.   | 5.40E-4 | 8.54E-5                     | 8.21E-7         | 9.16E-6            | 2.53E-4                   | 1.91E-4                     | 1.09E-7      | 0.00E+0                | 9.51E-8     | 0.00E+0                                             |
| Radioactive waste disposed (Inter-Low)                                                     | disease inc. | 2.74E-3 | 4.52E-4                     | 7.39E-5         | 5.77E-5            | 9.49E-4                   | 1.20E-3                     | 9.83E-6      | 0.00E+0                | 5.25E-6     | 0.00E+0                                             |
| Components for re-use                                                                      | kBq U-235 eq | 0.00E+0 | 0.00E+0                     | 0.00E+0         | 0.00E+0            | 0.00E+0                   | 0.00E+0                     | 0.00E+0      | 0.00E+0                | 0.00E+0     | 0.00E+0                                             |
| Materials for recycling                                                                    | CTUe         | 3.02E-1 | 2.68E-2                     | 0.00E+0         | 7.39E-2            | 0.00E+0                   | 2.01E-1                     | 0.00E+0      | 0.00E+0                | 0.00E+0     | 0.00E+0                                             |
| Materials for energy recovery                                                              | CTUh         | 0.00E+0 | 0.00E+0                     | 0.00E+0         | 0.00E+0            | 0.00E+0                   | 0.00E+0                     | 0.00E+0      | 0.00E+0                | 0.00E+0     | 0.00E+0                                             |
| Exported energy                                                                            | CTUh         | 2.82E+0 | 8.27E-1                     | 0.00E+0         | 1.13E-1            | 0.00E+0                   | 1.88E+0                     | 0.00E+0      | 0.00E+0                | 0.00E+0     | 0.00E+0                                             |

4.3.2.3. Resources, waste categories and outgoing flows in case of INCINERATION at end of use

| RESOURCES, WASTES CATEGORIES AND OUTGOING FLOWS - INCINERATION - 75 YEARS - per m <sup>2</sup> |              |         |                             |                 |                    |                           |                             |              |                        |             |                                                     |
|------------------------------------------------------------------------------------------------|--------------|---------|-----------------------------|-----------------|--------------------|---------------------------|-----------------------------|--------------|------------------------|-------------|-----------------------------------------------------|
| Impacts<br>CML v4.3                                                                            | Units        | Total   | Production                  | Construction    |                    | Use                       |                             | End-of-life  |                        |             | D Benefits &<br>load beyond<br>system<br>boundaries |
|                                                                                                |              |         | A1 – A3<br>Total Production | A4<br>Transport | A5<br>Installation | B2 Mainten.<br>(75 years) | B4<br>Replace<br>(75 years) | C2 Transport | C3 Waste<br>processing | C4 Disposal |                                                     |
| Renewable primary energy excl. RM                                                              | kg CO2 eq    | 7.27E+1 | 1.01E+1                     | 1.58E-1         | 1.29E+0            | 3.36E+1                   | 2.60E+1                     | 2.10E-2      | 0.00E+0                | 1.49E+0     | -1.25E+1                                            |
| Renewable primary energy used as RM                                                            | kg CO2 eq    | 3.35E+0 | 2.20E+0                     | 0.00E+0         | -1.08E+0           | 0.00E+0                   | 2.23E+0                     | 0.00E+0      | 0.00E+0                | 0.00E+0     | 0.00E+0                                             |
| Total renewable primary energy                                                                 | kg CO2 eq    | 7.60E+1 | 1.23E+1                     | 1.58E-1         | 2.07E-1            | 3.36E+1                   | 2.83E+1                     | 2.10E-2      | 0.00E+0                | 1.49E+0     | -1.25E+1                                            |
| Non-renewable primary energy excl. RM                                                          | kg CO2 eq    | 8.59E+2 | 1.16E+2                     | 1.11E+1         | 1.52E+1            | 1.64E+2                   | 4.63E+2                     | 1.47E+0      | 0.00E+0                | 8.77E+1     | -9.07E+1                                            |
| Non-renewable primary energy used as RM                                                        | kg CFC11 eq  | 5.16E+1 | 8.27E+1                     | 0.00E+0         | 8.99E+0            | 0.00E+0                   | 3.44E+1                     | 0.00E+0      | 0.00E+0                | -7.45E+1    | 0.00E+0                                             |
| Total Non-renewable primary energy                                                             | mol H+ eq    | 9.10E+2 | 1.99E+2                     | 1.11E+1         | 2.42E+1            | 1.64E+2                   | 4.98E+2                     | 1.47E+0      | 0.00E+0                | 1.32E+1     | -9.07E+1                                            |
| Use of secondary material                                                                      | kg P eq      | 3.10E+0 | 9.39E-1                     | 0.00E+0         | 9.39E-2            | 0.00E+0                   | 2.07E+0                     | 0.00E+0      | 0.00E+0                | 0.00E+0     | 0.00E+0                                             |
| Use of renewable secondary fuels                                                               | kg PO4 eq    | 0.00E+0 | 0.00E+0                     | 0.00E+0         | 0.00E+0            | 0.00E+0                   | 0.00E+0                     | 0.00E+0      | 0.00E+0                | 0.00E+0     | 0.00E+0                                             |
| Use of Non-renewable secondary fuels                                                           | kg N eq      | 0.00E+0 | 0.00E+0                     | 0.00E+0         | 0.00E+0            | 0.00E+0                   | 0.00E+0                     | 0.00E+0      | 0.00E+0                | 0.00E+0     | 0.00E+0                                             |
| Recovered energy                                                                               | mol N eq     | 0.00E+0 | 0.00E+0                     | 0.00E+0         | 0.00E+0            | 0.00E+0                   | 0.00E+0                     | 0.00E+0      | 0.00E+0                | 0.00E+0     | 0.00E+0                                             |
| Net use of fresh water                                                                         | kg NMVOC eq  | 7.71E-1 | 1.56E-1                     | 1.23E-3         | 1.92E-2            | 1.60E-1                   | 4.07E-1                     | 1.63E-4      | 0.00E+0                | 2.72E-2     | -5.98E-2                                            |
| Hazardous waste disposed                                                                       | kg Sb eq     | 5.58E+0 | 3.21E-1                     | 8.10E-3         | 3.95E-2            | 1.98E-1                   | 3.59E+0                     | 1.08E-3      | 0.00E+0                | 1.42E+0     | -7.27E-2                                            |
| Non-hazardous waste disposed                                                                   | MJ           | 2.23E+1 | 3.96E+0                     | 6.41E-1         | 9.36E-1            | 3.00E+0                   | 1.28E+1                     | 8.55E-2      | 0.00E+0                | 8.00E-1     | -9.41E-1                                            |
| Radioactive waste disposed (High)                                                              | m3 depriv.   | 5.64E-4 | 8.54E-5                     | 8.21E-7         | 9.16E-6            | 2.53E-4                   | 2.07E-4                     | 1.09E-7      | 0.00E+0                | 8.12E-6     | -1.09E-4                                            |
| Radioactive waste disposed (Inter-Low)                                                         | disease inc. | 2.86E-3 | 4.52E-4                     | 7.39E-5         | 5.77E-5            | 9.49E-4                   | 1.27E-3                     | 9.83E-6      | 0.00E+0                | 4.41E-5     | -4.86E-4                                            |
| Components for re-use                                                                          | kBq U-235 eq | 0.00E+0 | 0.00E+0                     | 0.00E+0         | 0.00E+0            | 0.00E+0                   | 0.00E+0                     | 0.00E+0      | 0.00E+0                | 0.00E+0     | 0.00E+0                                             |
| Materials for recycling                                                                        | CTUe         | 3.02E-1 | 2.68E-2                     | 0.00E+0         | 7.39E-2            | 0.00E+0                   | 2.01E-1                     | 0.00E+0      | 0.00E+0                | 0.00E+0     | 0.00E+0                                             |
| Materials for energy recovery                                                                  | CTUh         | 0.00E+0 | 0.00E+0                     | 0.00E+0         | 0.00E+0            | 0.00E+0                   | 0.00E+0                     | 0.00E+0      | 0.00E+0                | 0.00E+0     | 0.00E+0                                             |
| Exported energy                                                                                | CTUh         | 8.01E+1 | 8.27E-1                     | 0.00E+0         | 1.13E-1            | 0.00E+0                   | 5.34E+1                     | 0.00E+0      | 0.00E+0                | 2.58E+1     | 0.00E+0                                             |

## 5. Life Cycle Assessment – Carbon emissions and removals

### Carbon Emissions and Removals over the ESL of 75 years

| PARAMETER     | A1          | A2 | A3     | A4 | A5     | B1 | B2 | B4          | C2 | C4          | TOTAL LIFE CYCLE (A1-C4) |
|---------------|-------------|----|--------|----|--------|----|----|-------------|----|-------------|--------------------------|
| BCRP [kg CO2] | 0.011171021 | -  | -      | -  | -      | -  | -  | 0.022342041 | -  | -           | 0.033513062              |
| BCEP [kg CO2] | -           | -  | -      | -  | -      | -  | -  | 0.022342041 | -  | 0.011171021 | 0.033513062              |
| BCRK [kg CO2] | -           | -  | 0.0397 | -  | -      | -  | -  | 0.0794      | -  | -           | 0.1191                   |
| BCEK [kg CO2] | -           | -  | -      | -  | 0.0397 | -  | -  | 0.0794      | -  | -           | 0.1191                   |
| BCEW [kg CO2] | -           | -  | -      | -  | -      | -  | -  | -           | -  | -           | -                        |
| CCE [kg CO2]  | -           | -  | -      | -  | -      | -  | -  | -           | -  | -           | -                        |
| CCR [kg CO2]  | -           | -  | -      | -  | -      | -  | -  | -           | -  | -           | -                        |
| CWNR [kg CO2] | -           | -  | -      | -  | -      | -  | -  | -           | -  | -           | -                        |

BCRP: Biogenic Carbon Removal from Product / BCEP: Biogenic Carbon Emission from Product / BCRK: Biogenic Carbon Removal from Packaging / BCEK: Biogenic Carbon Emission from Packaging / BCEW: Biogenic Carbon Emission from Combustion of Waste from Renewable Sources Used in Production Processes / CCE: Calcination Carbon Emissions / CCR: Carbonation Carbon Removals / CWNR: Carbon Emissions from Combustion of Waste from Non-Renewable Sources used in Production Processes

## 6. LCA Interpretation

As the product must be replaced twice during its life cycle, the replacement stage is the most important because it covers all the stages of the life cycle twice.

The maintenance stage has a significant impact, due to the lifespan of the product.

The production of raw materials, especially binder, has the greatest impact on results.



## 7. Additional Environmental Information

### 7.1. Environment and Health During Manufacturing

Gerflor's factory conforms to:

- ISO 9001 Quality Management System,
- ISO 14001 Environmental Management System,
- ISO 50001 Energy Management System.

### 7.2. Environment and Health During Installation

The manufacturer's guidelines should be adhered to during the installation of this product.

### 7.3. Environment and Health During the use stage

The product is certified FloorScore and M1. The measured concentration of total volatile organic compounds (TVOC) is less than/equal to 0.5 mg/m<sup>3</sup> (in accordance with CDPH/EHLB Standard Method v1.2-2017).

The product is not exposed to soil and water during the use stage.

## 8. Further Information

Additional information can be found on the Gerflor website: [www.gerflor.com](http://www.gerflor.com).

## 9. References

### ISO 14025

ISO 14025:2006: Environmental labels and declarations — Type III environmental declarations — Principles and procedures

### EN 15804

EN 15804:2012-04+A2 2019: Sustainability of construction works — Environmental Product Declarations — Core rules for the product category of construction products

### UL Environment

UL Environment General Program Instructions  
March 2022 Version 2.7

### Ecoinvent V3.8

Ecoinvent Life Cycle Inventory Database Version  
3.8

<http://www.ecoinvent.org>

### UL Standard 10010. PCR Part A

PCR -Part A: Life Cycle Assessment Calculation Rules and Report Requirements. Version 4.0. UL Environment.  
<https://industries.ul.com/environment>

### UL 10010-7. PCR Part B

PCR - Part B: Flooring EPD Requirements. Second Edition. Dated September 28. 2018. UL Environment.  
<https://www.ul.com/>